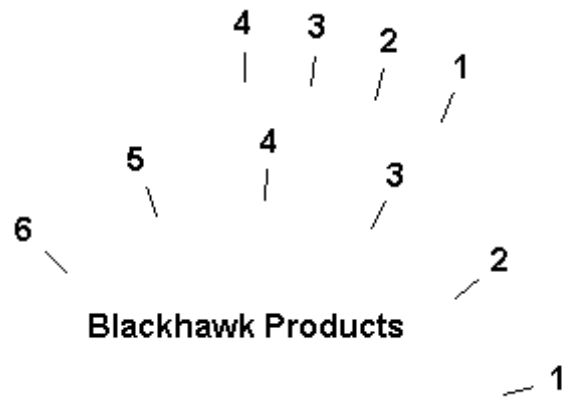


Blackhawk # 002

**Jaw A, CW-1011
Shoulder gauge**

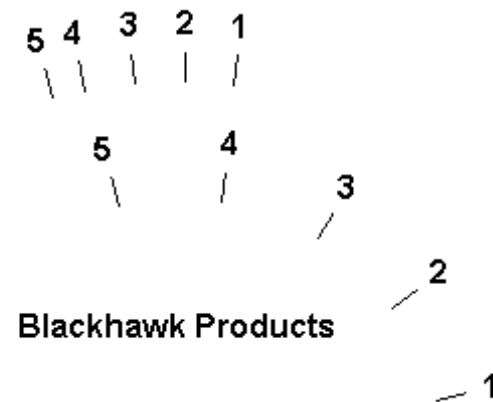
Volvo and Saab single-sided



Blackhawk # 003

**Jaw A, CW-1011
Shoulder gauge**

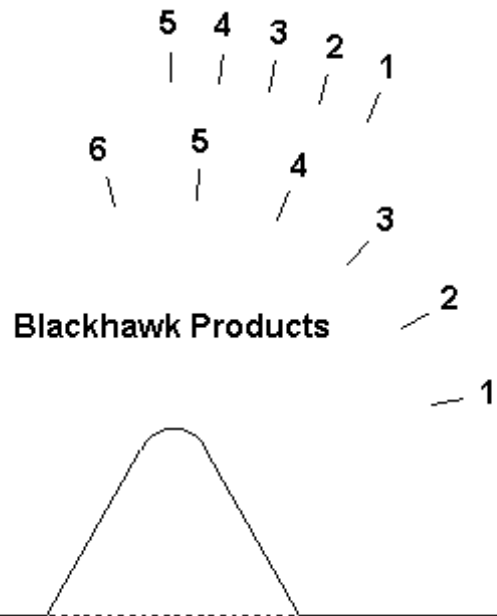
Direct digit European auto



Blackhawk # 004

**Jaw A, CW-1011
Shoulder gauge**

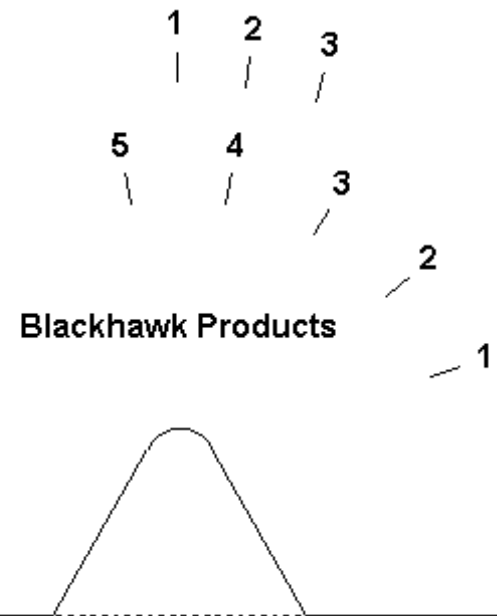
Volvo ignition



Blackhawk # 005

**Jaw A, CW-1011
Shoulder gauge**

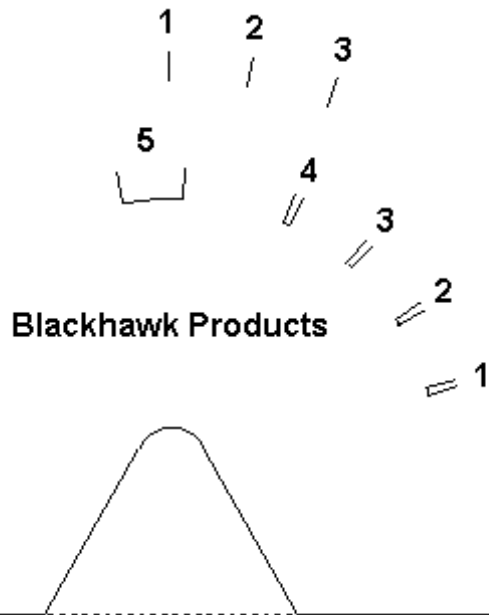
Porsche/Volkswagen/Mercedes



Blackhawk # 006

**Jaw A, CW-14MC
Shoulder gauge**

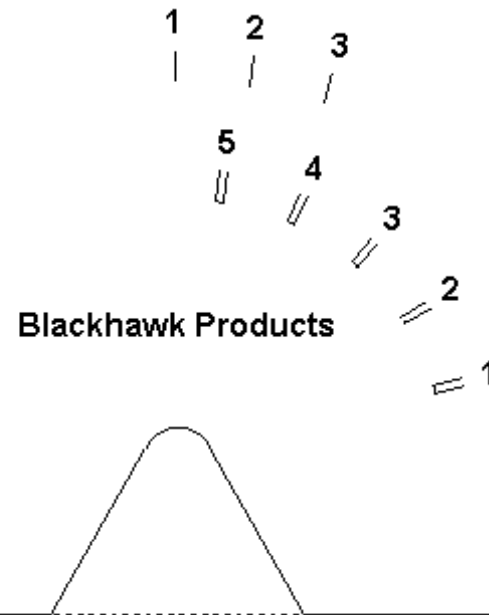
British and Volvo



Blackhawk # 007

**Jaw A, CW-14MC
Shoulder gauge**

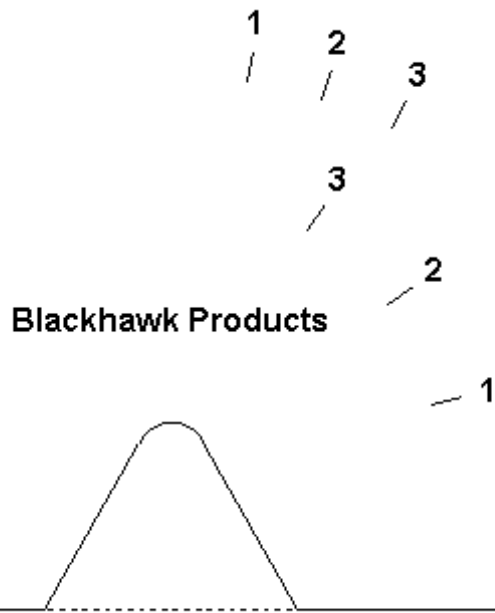
British and Volvo



Blackhawk # 008

**Jaw A, CW-1011
Shoulder gauge**

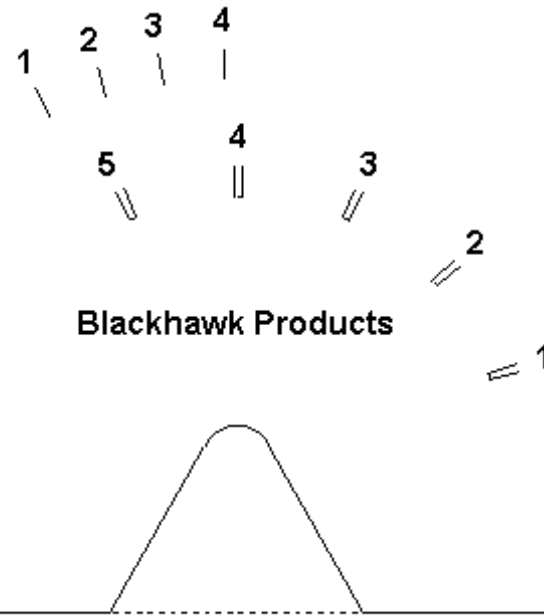
Honda cycle



Blackhawk # 009

**Jaw A, CW-14MC
Shoulder gauge**

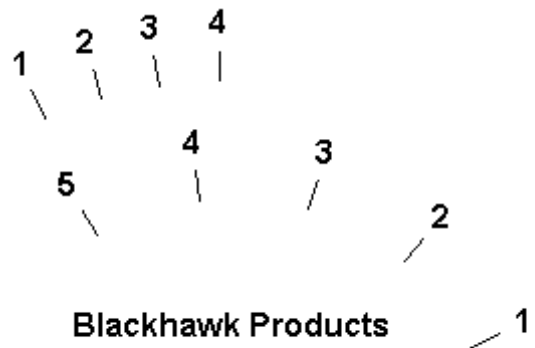
Jaguar/Capri/Volkswagen plain side



Blackhawk # 010

**Jaw A, CW-14MC
Shoulder gauge**

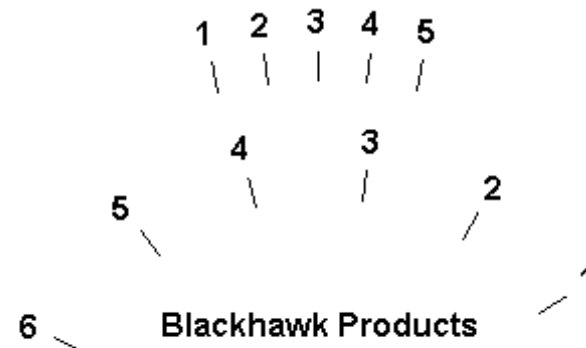
Jaguar/Capri/Volkswagen shoulder side



Blackhawk # 011

**Jaw A, CW-1011
Shoulder gauge**

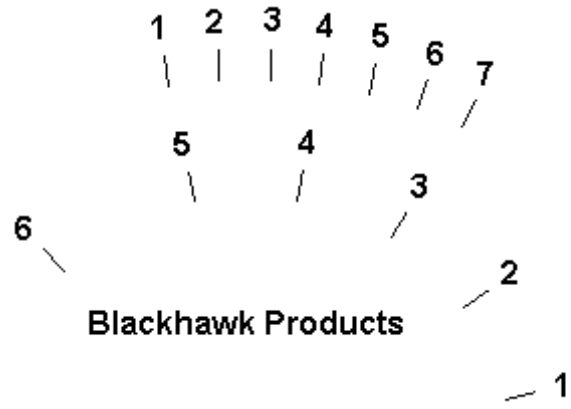
Volkswagen F1-2160



Blackhawk # 012

**Jaw A, CW-1011
Shoulder gauge**

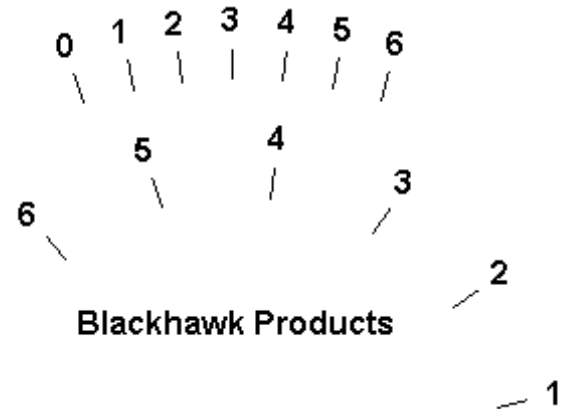
Volkswagen H100-2099



Blackhawk # 013

**Jaw B, CW-1011
Shoulder gauge**

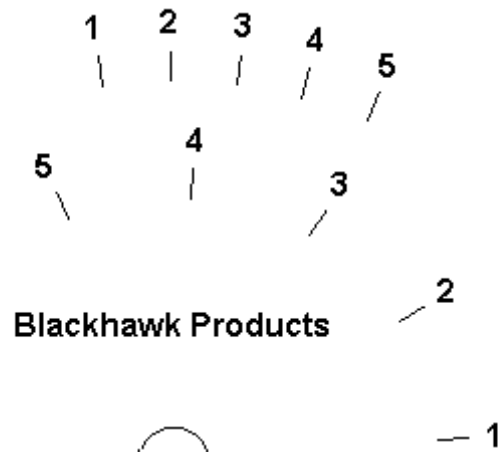
Volkswagen H5000-5999



Blackhawk # 014

**Jaw A, CW-1011
Shoulder gauge**

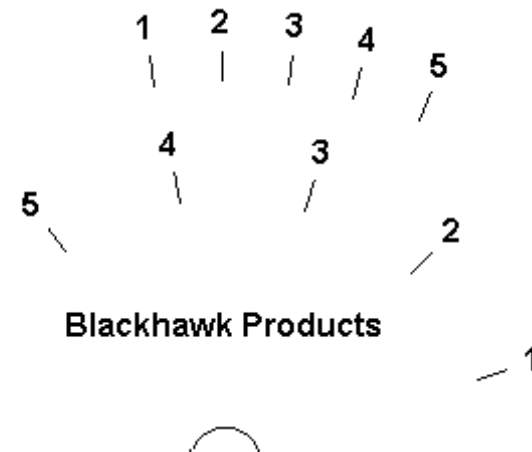
Volkswagen/Opel plain side; Audi both sides



Blackhawk # 015

**Jaw A, CW-1011
Shoulder gauge**

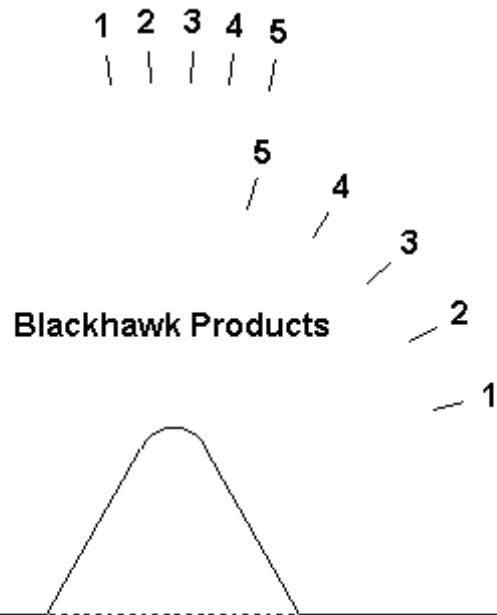
Volkswagen/Opel shoulder side



Blackhawk # 016

**Jaw A, CW-1011
Shoulder gauge**

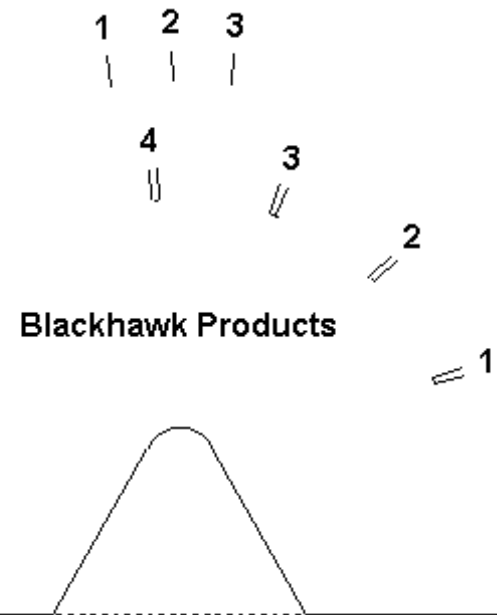
Volkswagen/Mercedes/BMW/Opel secondary



Blackhawk # 017

**Jaw A, CW-14MC
Shoulder gauge**

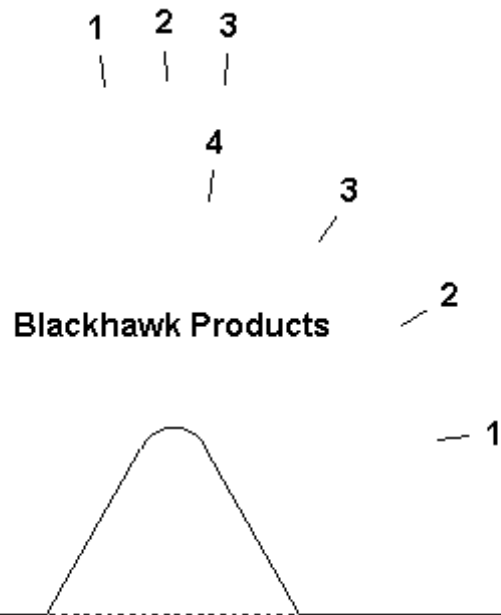
Volkswagen A and T series plain side



Blackhawk # 018

**Jaw A, CW-14MC
Shoulder gauge**

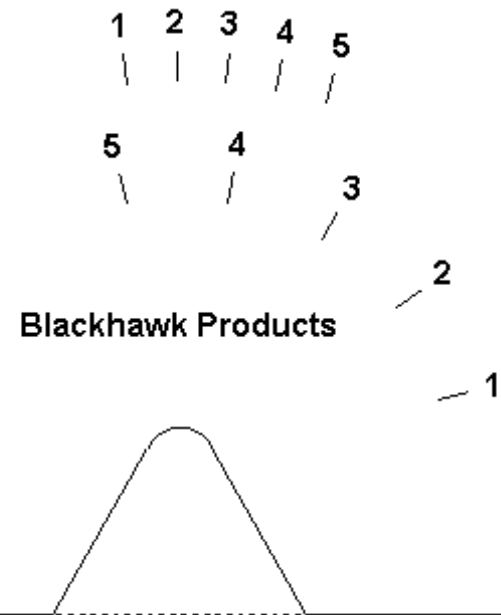
Volkswagen A and T series shoulder side



Blackhawk # 019

**Jaw A, CW-1011
Shoulder gauge**

Volkswagen U and V 1-1000

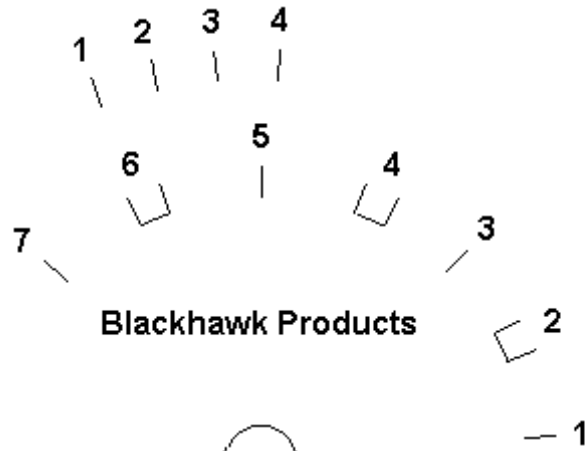


Blackhawk # 020

**Jaw A, CW-14MC
Shoulder gauge**

Audi/Volkswagen and others

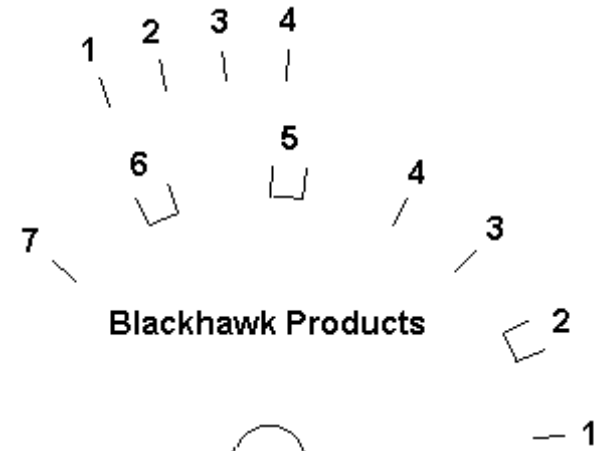
Framon spacing block VB1



Blackhawk # 021

**Jaw A, CW-14MC
Shoulder gauge**

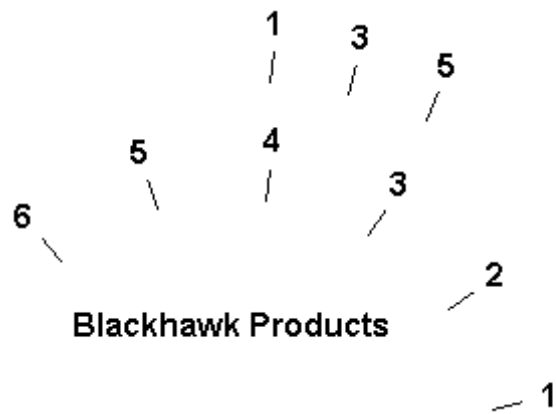
Audi/Volkswagen and others



Blackhawk # 022

**Jaw A, CW-1011
Shoulder gauge**

Toyota Crown

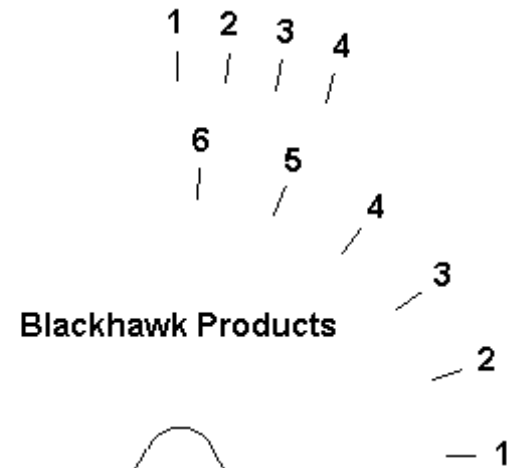


Blackhawk Products

Blackhawk # 023

**Jaw A, CW-1011
Shoulder gauge**

Toyota 1965-72

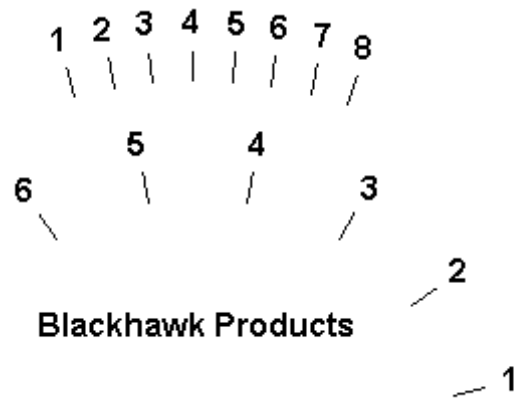


Blackhawk Products

Blackhawk # 024

**Jaw A, CW-1011
Shoulder gauge**

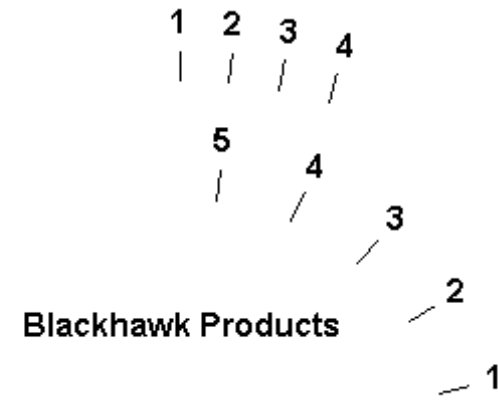
American pin-tumbler padlocks



Blackhawk # 025

**Jaw A, CW-1011
Shoulder gauge**

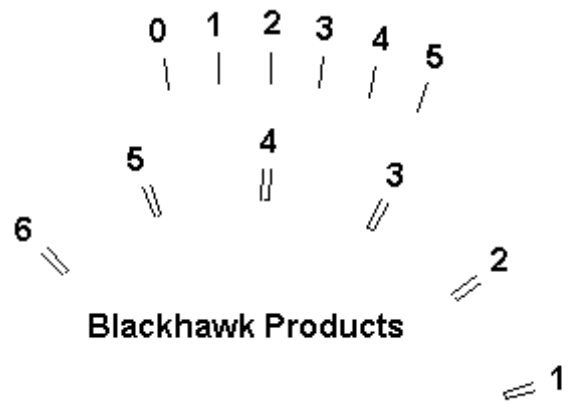
Early Datsun/Subaru single-sided



Blackhawk # 026

**Jaw A, CW-14MC
Shoulder gauge**

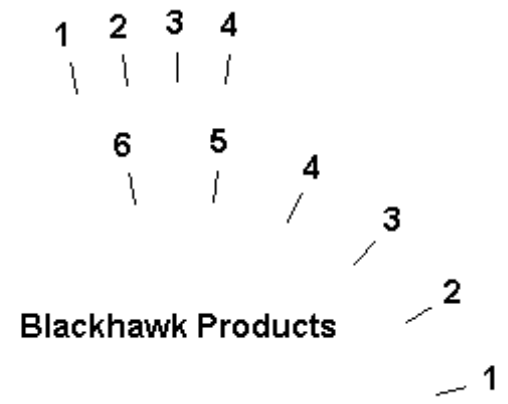
Datsun/Mazda/British ignitions



Blackhawk # 027

**Jaw A, CW-1011
Shoulder gauge**

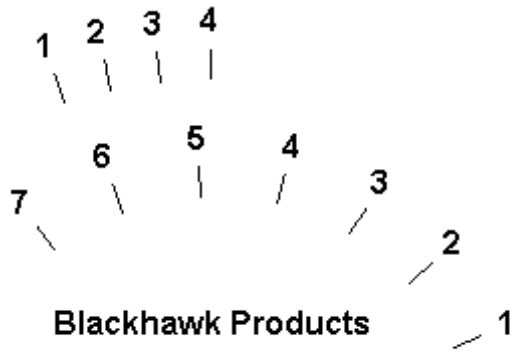
Nissan M and N, Subaru W and F



Blackhawk # 028

**Jaw A, CW-1011
Shoulder gauge**

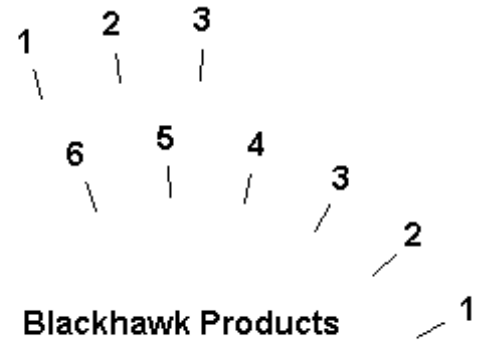
Kawasaki H8001-9000



Blackhawk # 029

**Jaw A, CW-1011
Shoulder gauge**

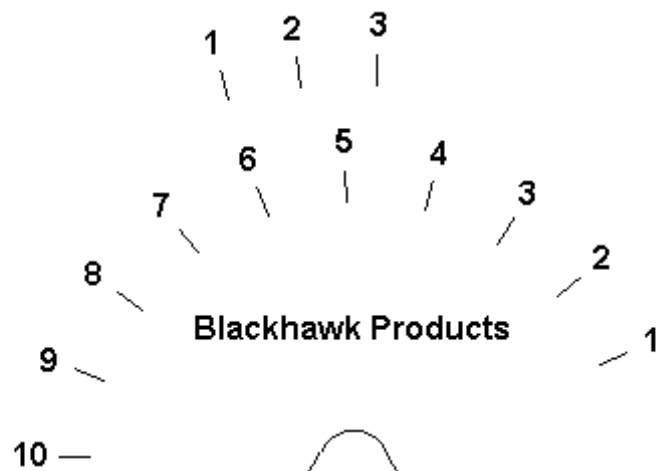
British cars



Blackhawk # 030

**Jaw A, CW-1011
Shoulder gauge**

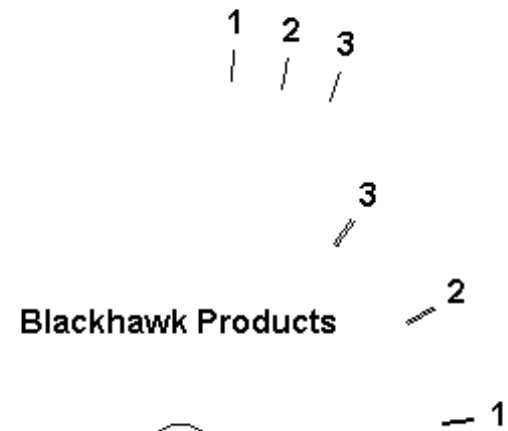
Cortina FT1001-2001



Blackhawk # 031

**Jaw A, CW-14MC
Shoulder gauge**

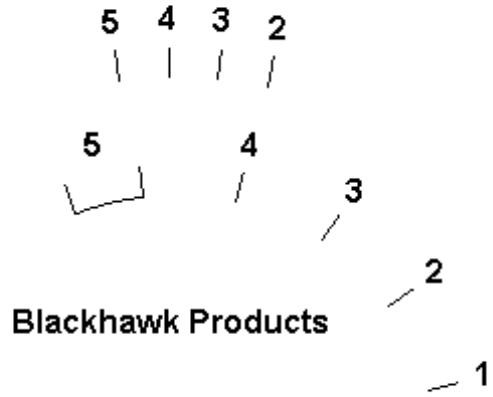
Yamaha motorcycle single-sided



Blackhawk # 032

Jaw A, CW-1011
Shoulder gauge

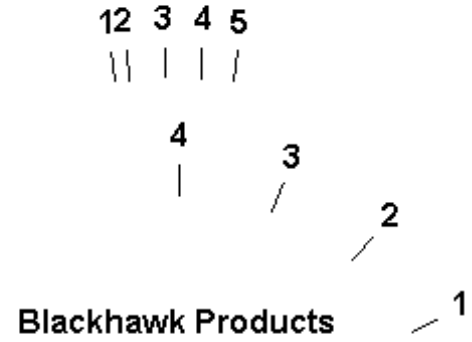
Mercedes secondary 1965-69



Blackhawk # 033

Jaw A, CW-1011
Shoulder gauge

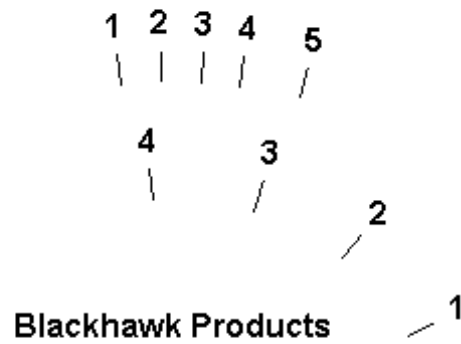
Porsche K100-199



Blackhawk # 034

**Jaw A, CW-1011
Shoulder gauge**

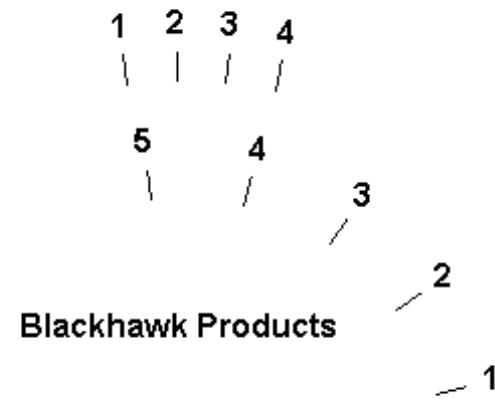
Porsche K300-399



Blackhawk # 035

**Jaw A, CW-1011
Shoulder gauge**

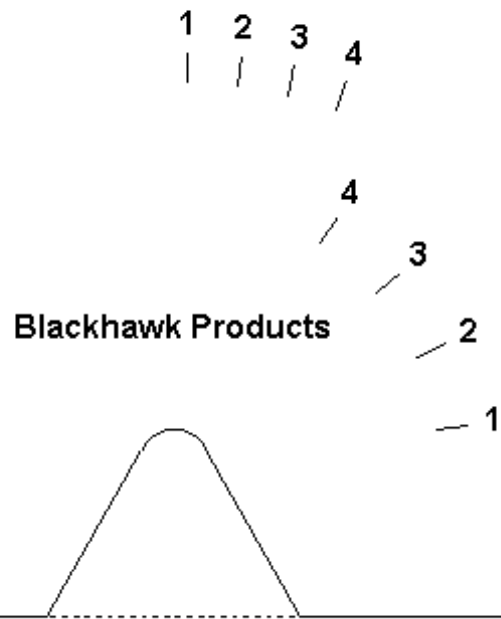
Opel P, K, S, and F



Blackhawk # 036

**Jaw A, CW-1011
Shoulder gauge**

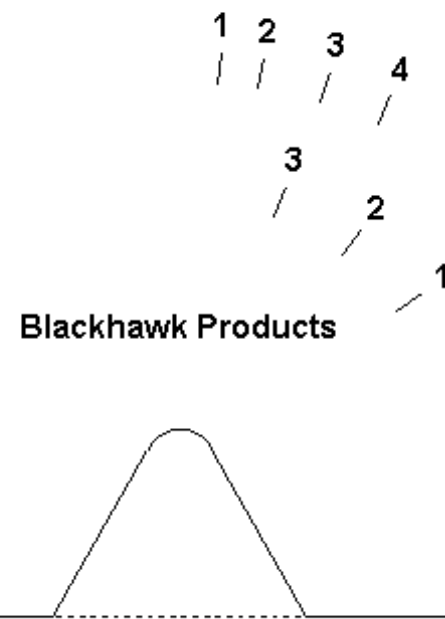
Yamaha motorcycle



Blackhawk # 037

**Jaw A, CW-1011
Shoulder gauge**

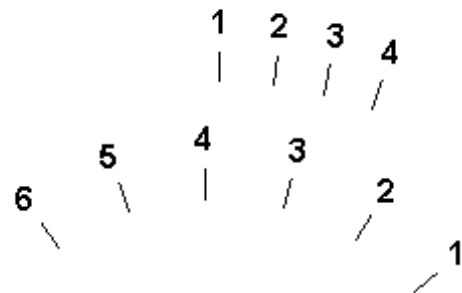
Yamaha motorcycle



Blackhawk # 038

**Jaw A, CW-1011
Shoulder gauge**

Yamaha motorcycle

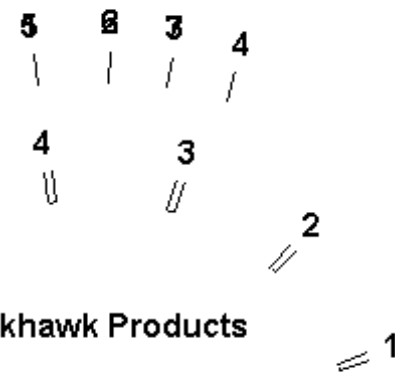


Blackhawk Products

Blackhawk # 039

**Jaw A, CW-14MC
Shoulder gauge**

BMW W series plain side

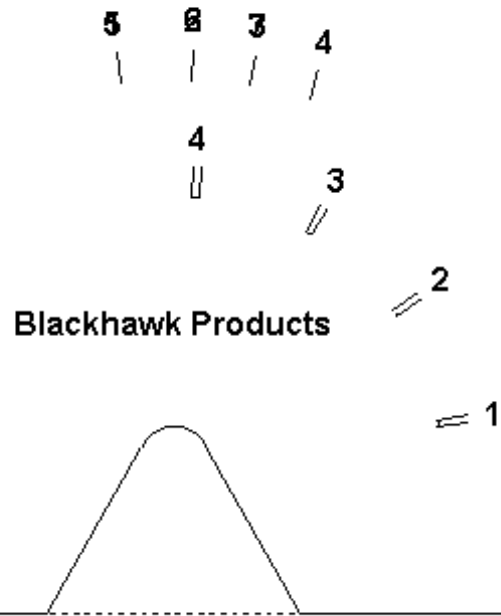


Blackhawk Products

Blackhawk # 040

**Jaw A, CW-14MC
Shoulder gauge**

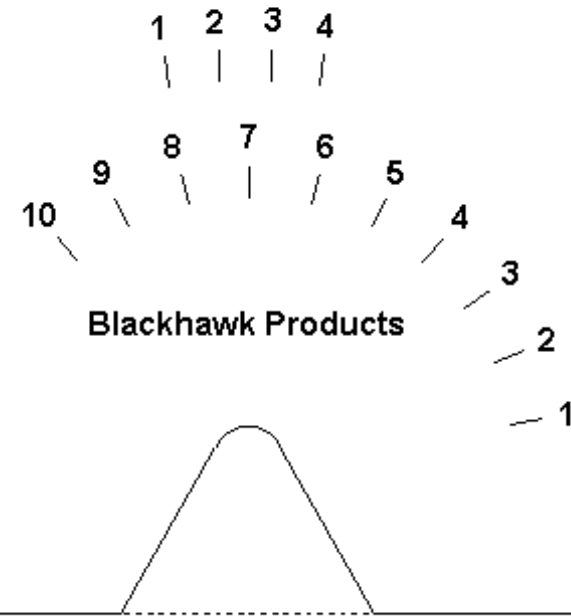
BMW W series shoulder side



Blackhawk # 041

**Jaw A, CW-1011
Shoulder gauge**

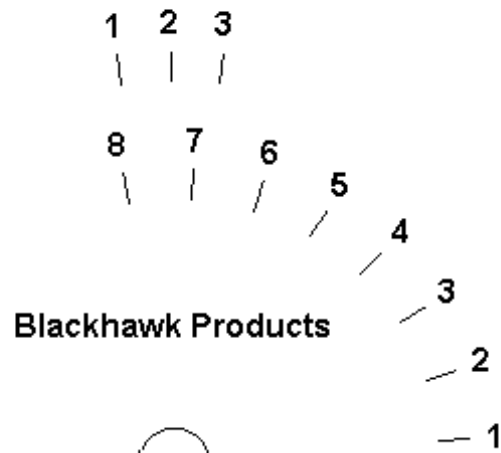
Porsche HC, NC, and SC



Blackhawk # 042

**Jaw A, CW-1011
Shoulder gauge**

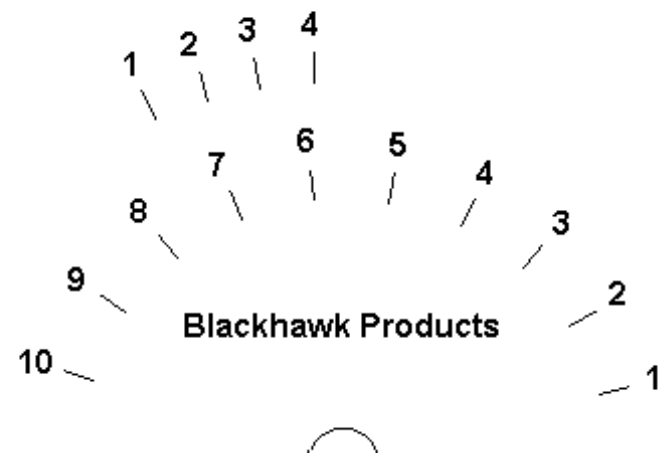
Audi W and X series



Blackhawk # 043

**Jaw A, CW-1011
Shoulder gauge**

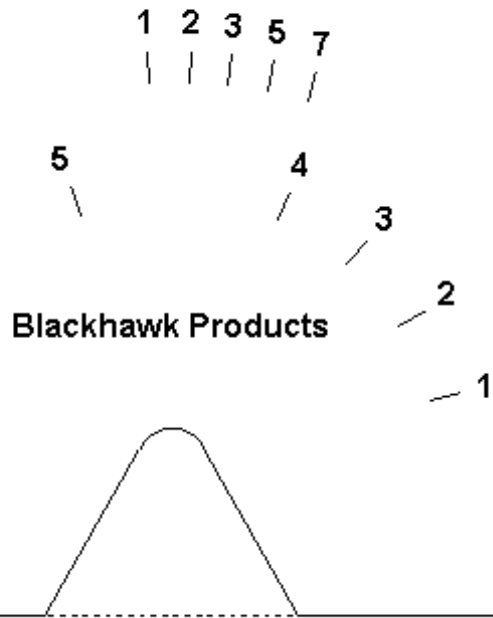
British NH 2001-3000



Blackhawk # 044

**Jaw A, CW-1011
Shoulder gauge**

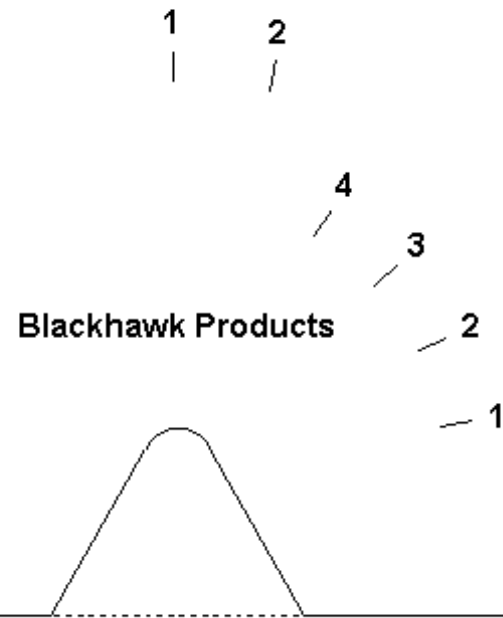
Renault 1-2-3-5-7



Blackhawk # 045

**Jaw A, CW-1011
Shoulder gauge**

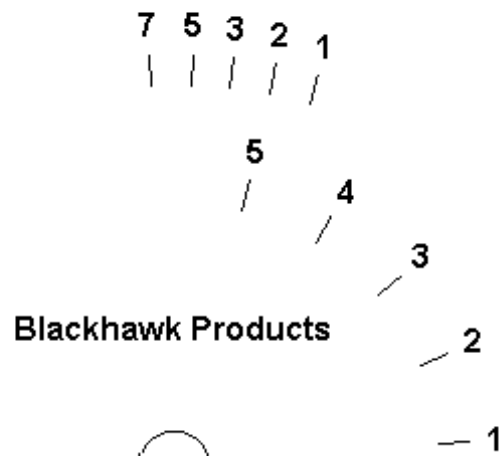
Yamaha motorcycle



Blackhawk # 046

**Jaw A, CW-1011
Shoulder gauge**

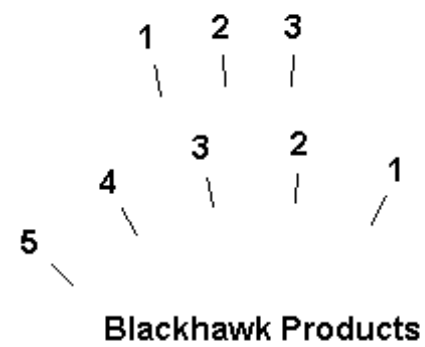
Peugeot/Renault/MG direct digit



Blackhawk # 047

**Jaw A, CW-1011
Shoulder gauge**

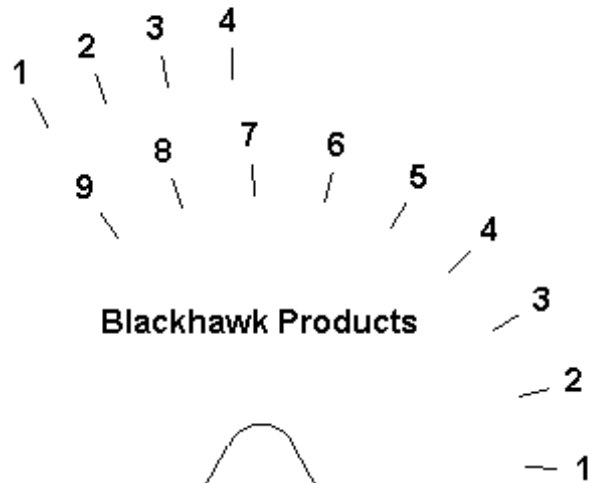
Fiat and Alfa Romeo direct digit D prefix



Blackhawk # 048

**Jaw A, CW-1011
Red tip stop**

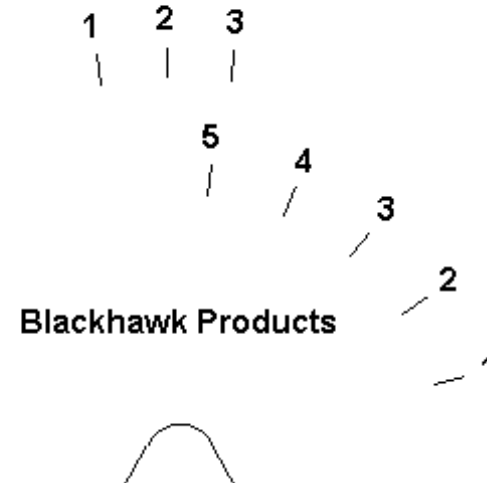
Toyota and Prizm 10001-15000



Blackhawk # 049

**Jaw A, CW-1011
Shoulder gauge**

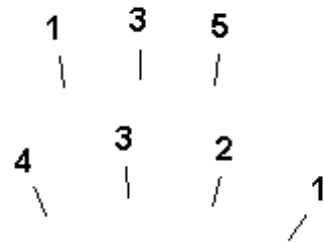
Fiat A, B, C, and D



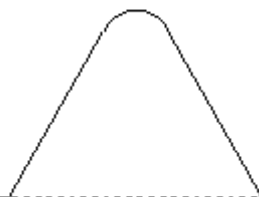
Blackhawk # 050

**Jaw A, CW-1011
Shoulder gauge**

Fiat E, F, G, and H



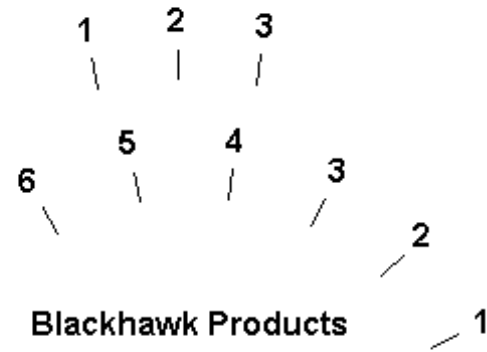
Blackhawk Products



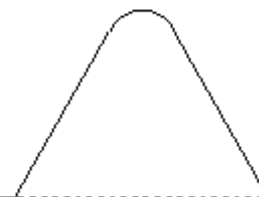
Blackhawk # 051

**Jaw A, CW-14MC
Shoulder gauge**

Fiat etc. secondary



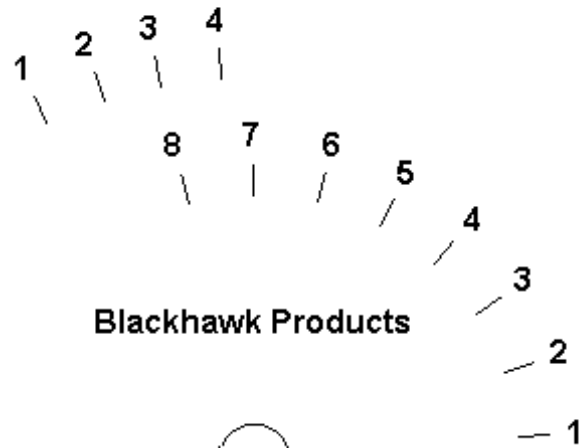
Blackhawk Products



Blackhawk # 052

**Jaw A, CW-1011
Shoulder gauge**

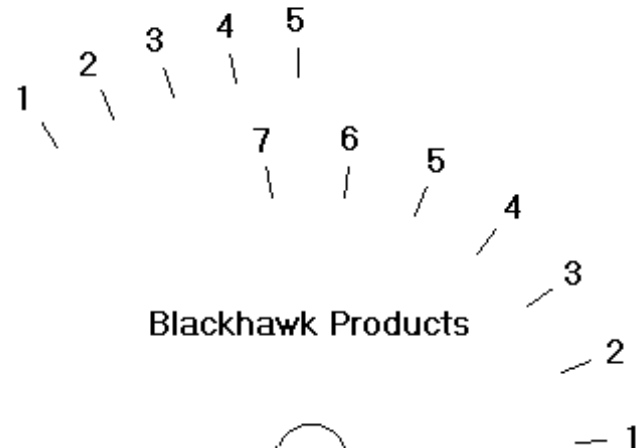
Hyundai R, S, T 1-1000



Blackhawk # 053

**Jaw A, CW-1011
Red tip stop**

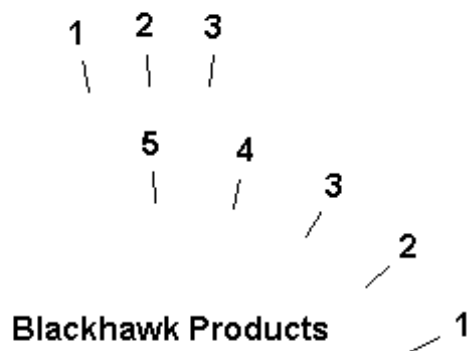
Chrysler J and L series, Freightliner Z and FL series



Blackhawk # 054

**Jaw A, CW-14MC
Shoulder gauge**

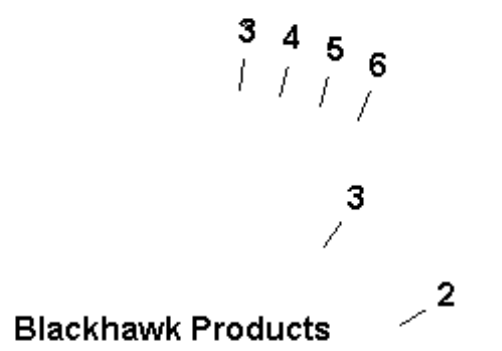
Fiat etc. secondary



Blackhawk # 055

**Jaw A, CW-1011
Shoulder gauge**

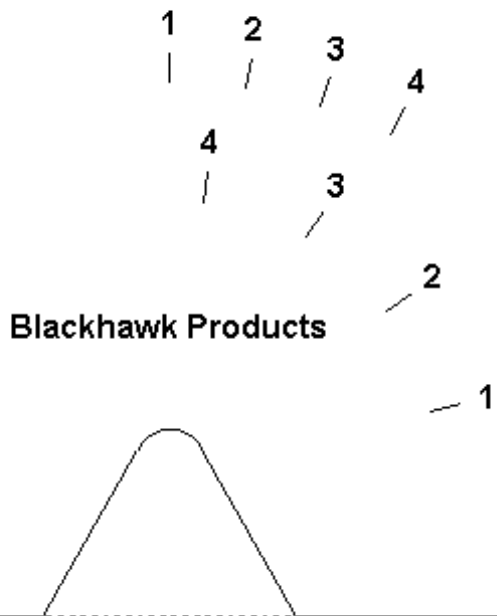
Honda motorcycle



Blackhawk # 056

**Jaw A, CW-1011
Shoulder gauge**

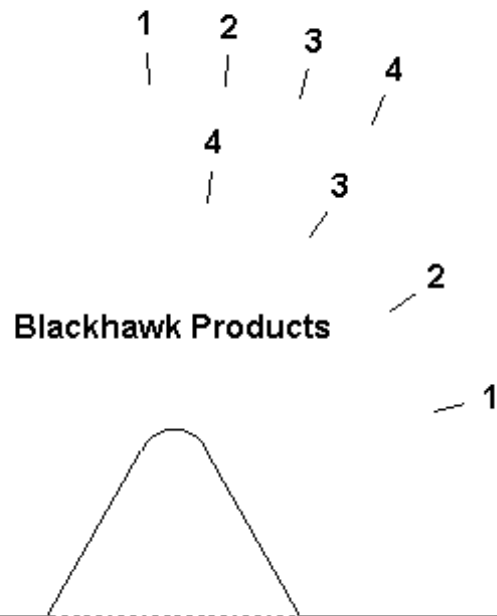
Honda motorcycle



Blackhawk # 057

**Jaw A, CW-1011
Shoulder gauge**

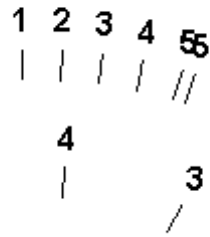
Honda motorcycle



Blackhawk # 058

**Jaw A, CW-1011
Shoulder gauge**

Honda motorcycle



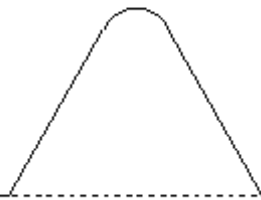
4

3

2

1

Blackhawk Products

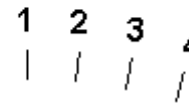


3

Blackhawk # 059

**Jaw A, CW-1011
Shoulder gauge**

Honda 600 sedan secondary



6

5

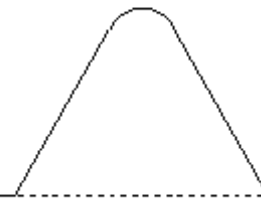
4

3

2

1

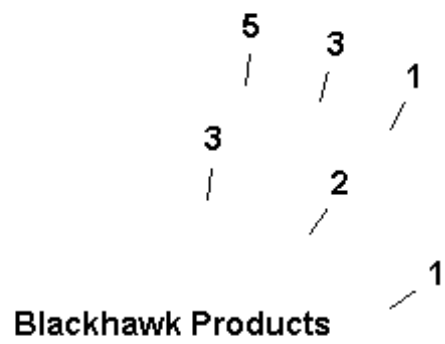
Blackhawk Products



Blackhawk # 060

Jaw A, CW-1011
Shoulder gauge

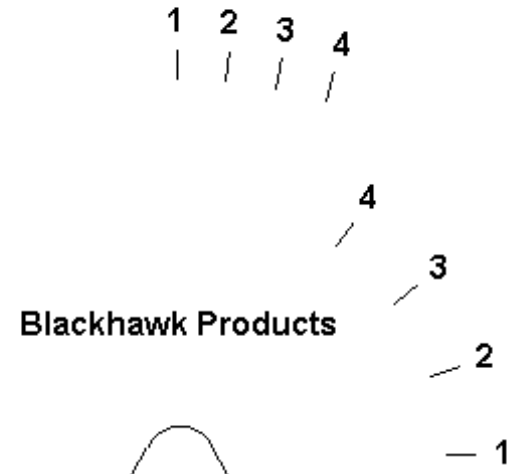
Suzuki motorcycle



Blackhawk # 061

Jaw A, CW-1011
Shoulder gauge

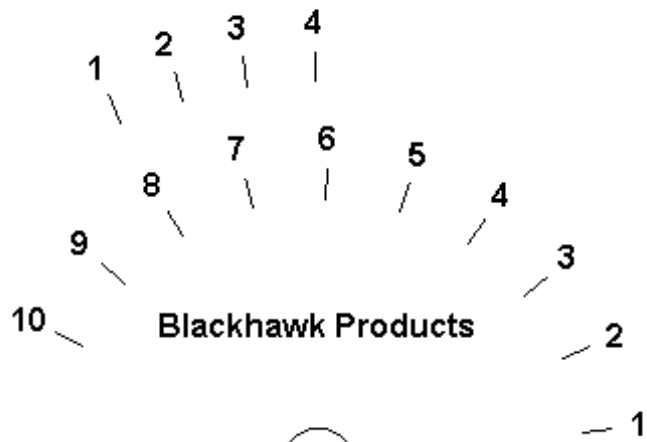
Suzuki motorcycle



Blackhawk # 062

**Jaw A, CW-1011
Shoulder gauge**

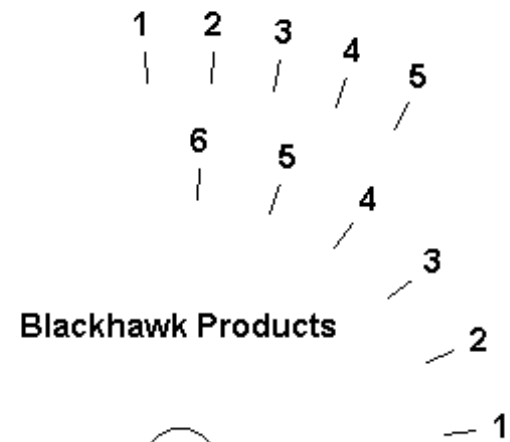
British RO, BL, VL, and SL series ignitions



Blackhawk # 063

**Jaw A, CW-1011
Shoulder gauge**

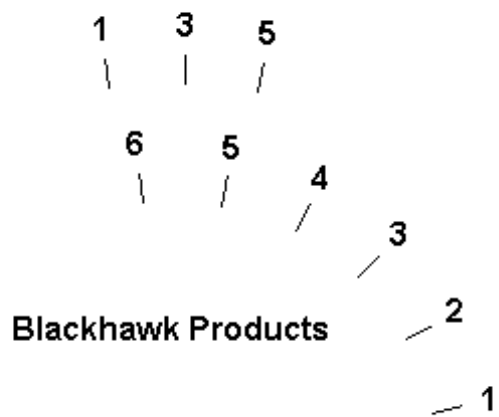
General Motors single-sided



Blackhawk # 064

**Jaw A, CW-1011
Shoulder gauge**

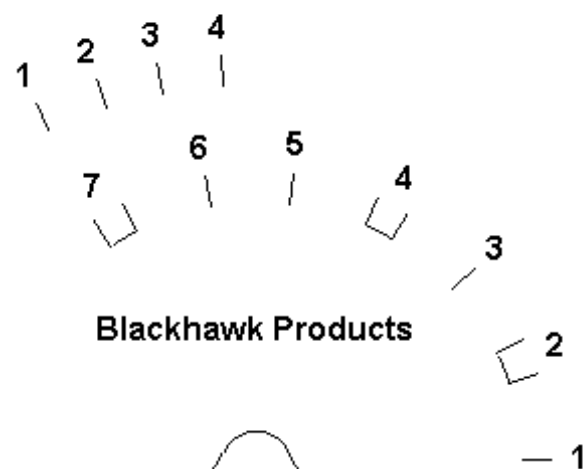
Audi Super 90 secondary



Blackhawk # 065

**Jaw A, CW-1011
Shoulder gauge**

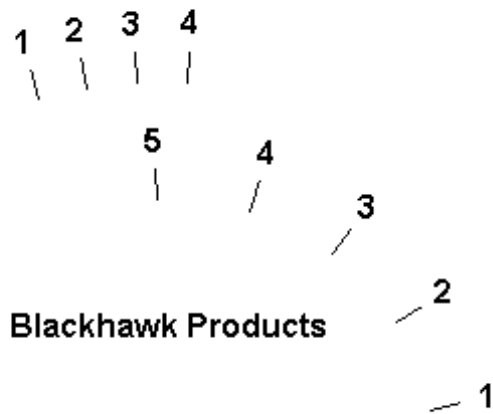
Jaguar, Fiesta, Capri, Pantera



Blackhawk # 066

**Jaw A, CW-1011
Shoulder gauge**

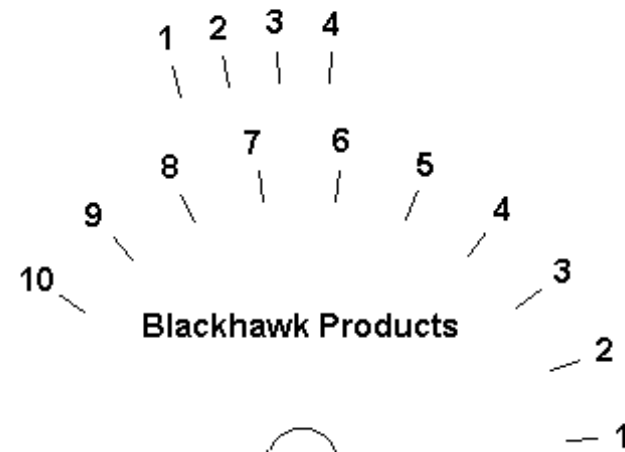
Capri XL and XR series



Blackhawk # 067

**Jaw A, CW-1011
Shoulder gauge**

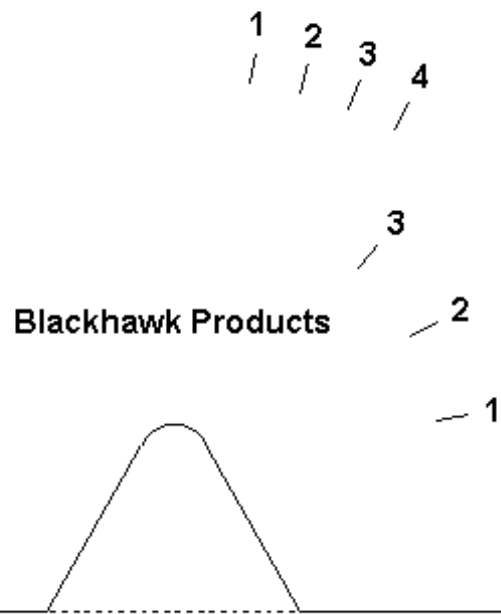
Mercedes



Blackhawk # 068

**Jaw A, CW-1011
Shoulder gauge**

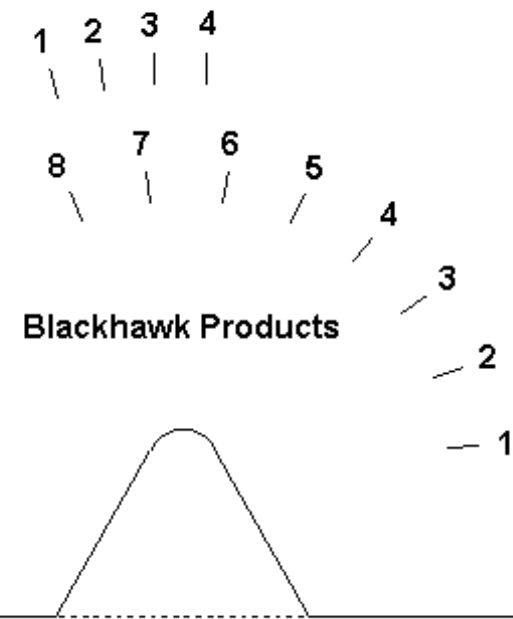
Kawasaki motorcycle



Blackhawk # 069

**Jaw A, CW-1011
Shoulder gauge**

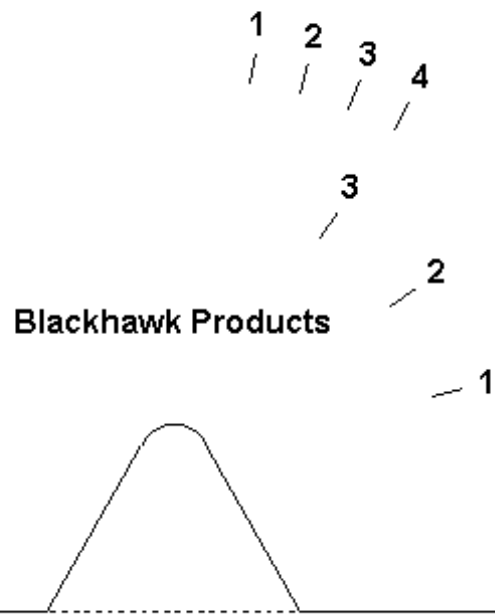
British/Honda/Volvo



Blackhawk # 070

**Jaw A, CW-1011
Shoulder gauge**

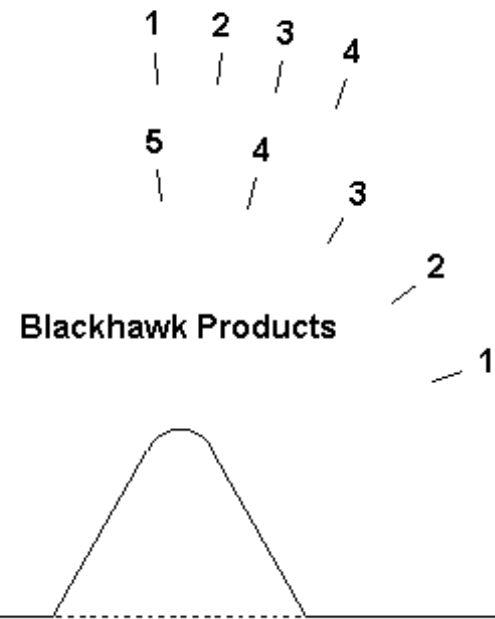
Kawasaki motorcycle



Blackhawk # 071

**Jaw A, CW-1011
Shoulder gauge**

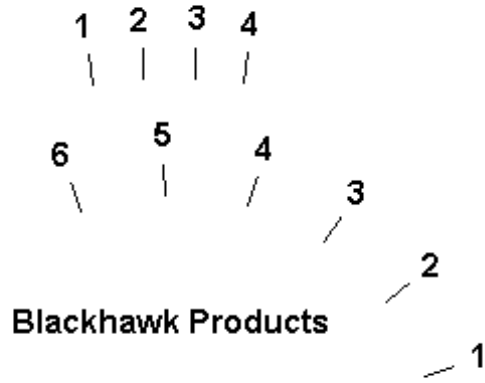
Mazda and Courier pickups



Blackhawk # 072

**Jaw A, CW-1011
Shoulder gauge**

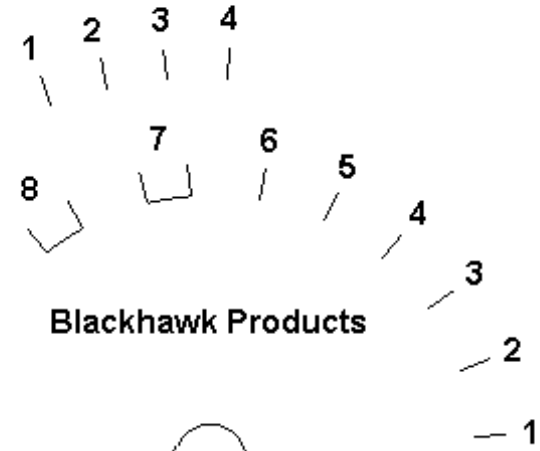
Toyota wagons and vans



Blackhawk # 073

**Jaw A, CW-1011
Shoulder gauge**

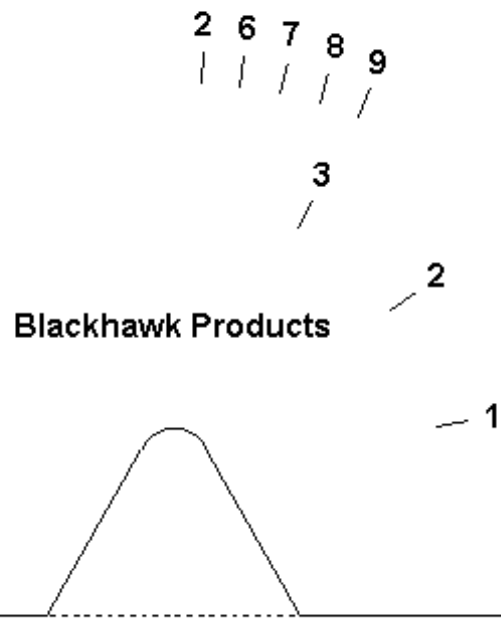
British/Nissan/Volvo



Blackhawk # 074

**Jaw A, CW-1011
Shoulder gauge**

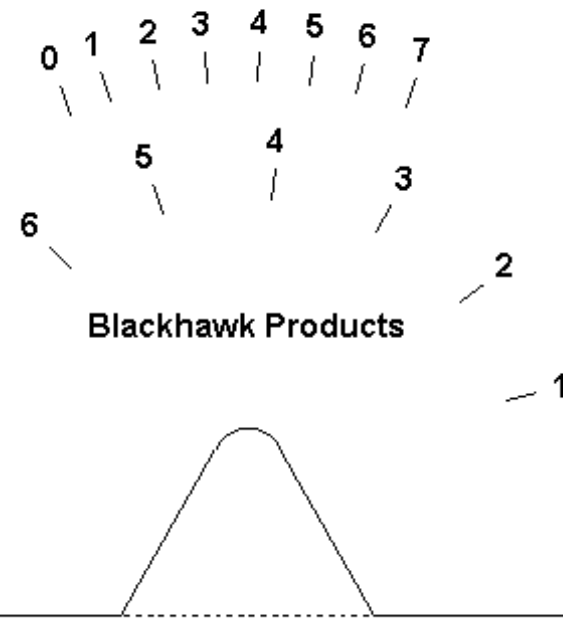
Honda motorcycle



Blackhawk # 075

**Jaw B, CW-1011
Shoulder gauge**

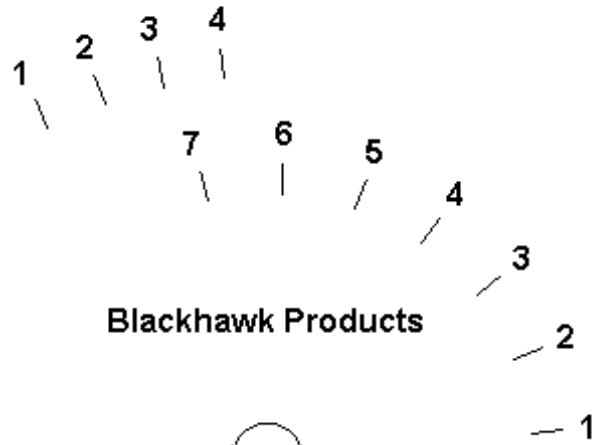
Porsche FL1-1080



Blackhawk # 076

**Jaw A, CW-1011
Shoulder gauge**

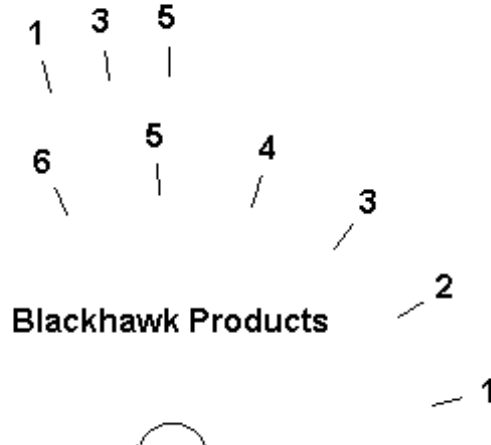
Toyota Corolla wagon



Blackhawk # 077

**Jaw A, CW-1011
Shoulder gauge**

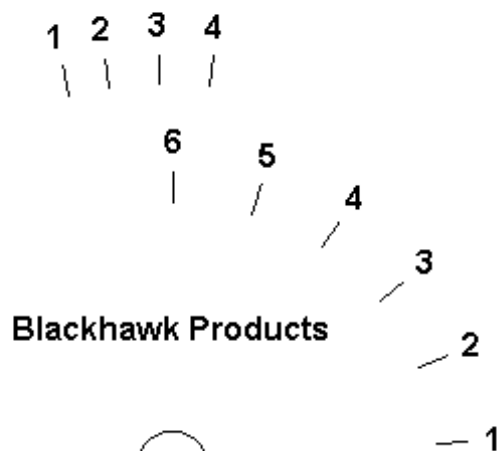
Volkswagen, Kenworth, Peterbilt



Blackhawk # 078

**Jaw A, CW-1011
Shoulder gauge**

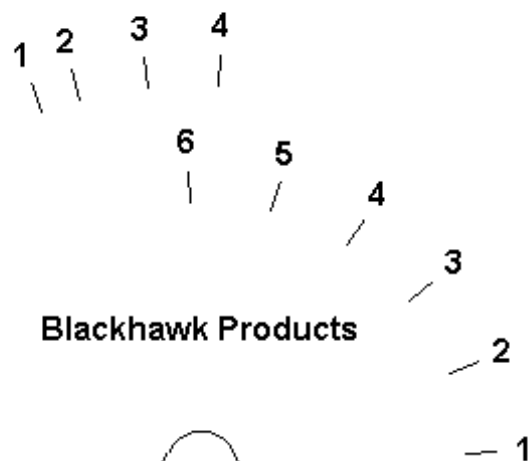
Honda Civic secondary



Blackhawk # 079

**Jaw A, CW-1011
Shoulder gauge**

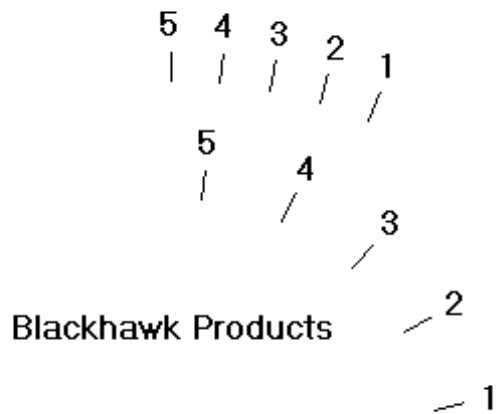
Renault Alliance 1983 to early 1984



Blackhawk # 080

Jaw A, CW-1011
Shoulder gauge

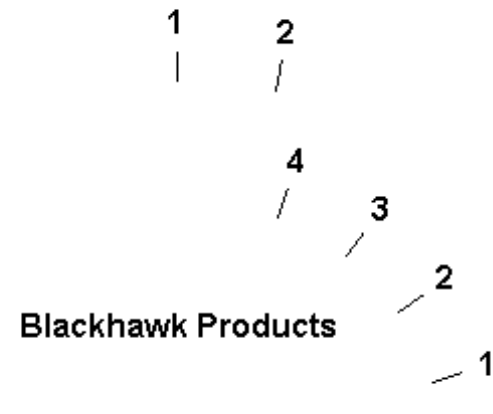
BMW motorcycle fork locks and mopeds



Blackhawk # 081

Jaw A, CW-1011
Shoulder gauge

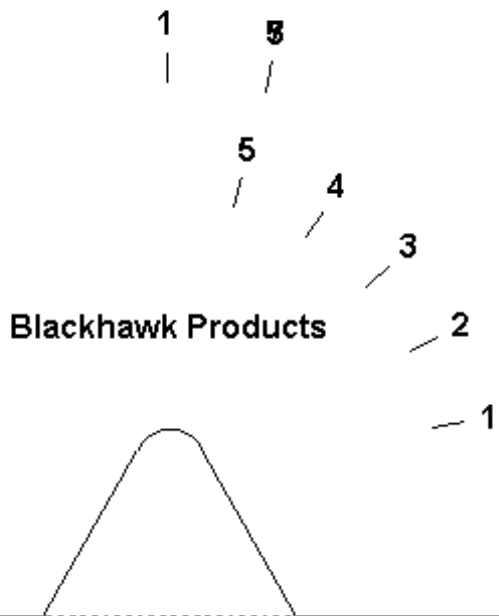
Yamaha motorcycle



Blackhawk # 082

**Jaw A, CW-1011
Shoulder gauge**

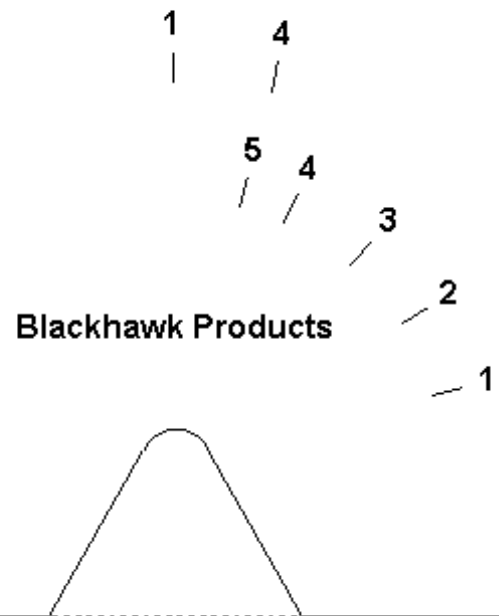
Yamaha motorcycle



Blackhawk # 083

**Jaw A, CW-1011
Shoulder gauge**

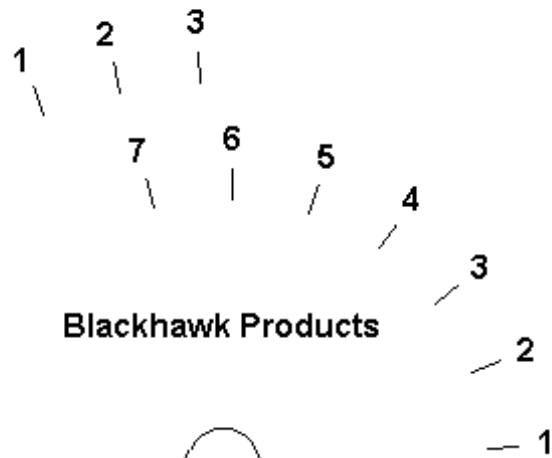
Yamaha motorcycle



Blackhawk # 084

**Jaw A, CW-1011
Red tip stop**

Mazda and Ford Courier

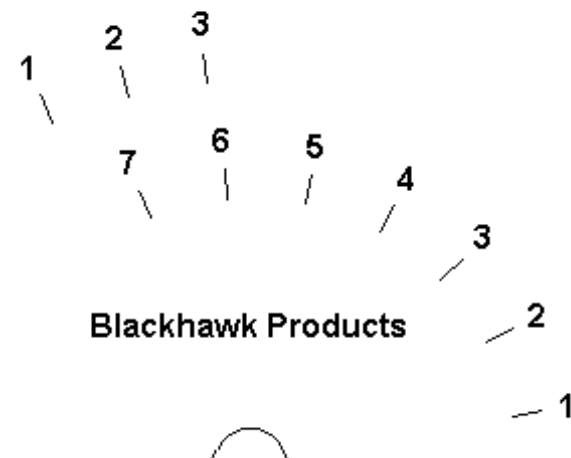


Blackhawk # 085

**Jaw A, CW-1011
Red tip stop**

Mazda and Ford Courier

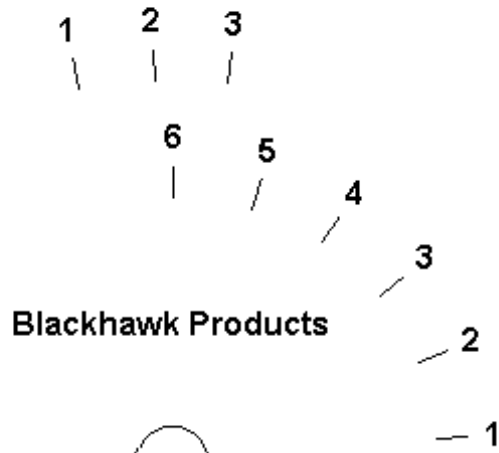
Trim the false shoulder to seat the blank properly in the vise.



Blackhawk # 086

**Jaw A, CW-1011
Shoulder gauge**

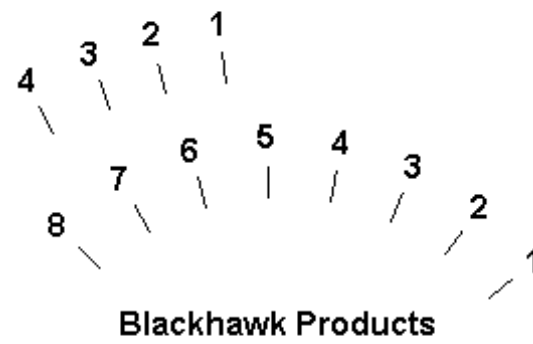
Honda cars



Blackhawk # 087

**Jaw A, CW-1011
Shoulder gauge**

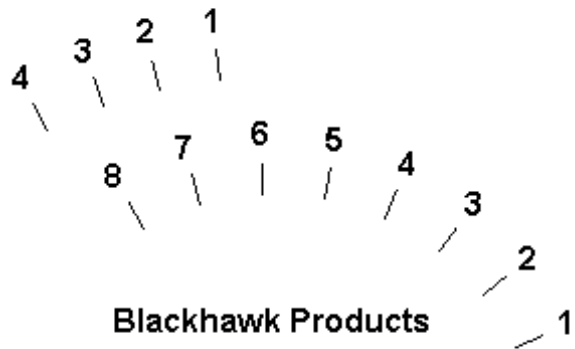
Triumph Spitfire 1974 side with shoulder nearest bow



Blackhawk # 088

**Jaw A, CW-1011
Shoulder gauge**

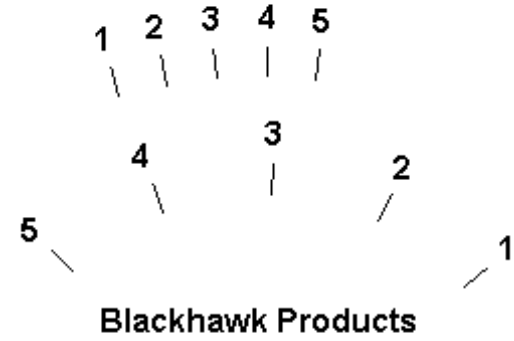
Triumph Spitfire 1974 side with shoulder nearest tip



Blackhawk # 089

**Jaw A, CW-1011
Shoulder gauge**

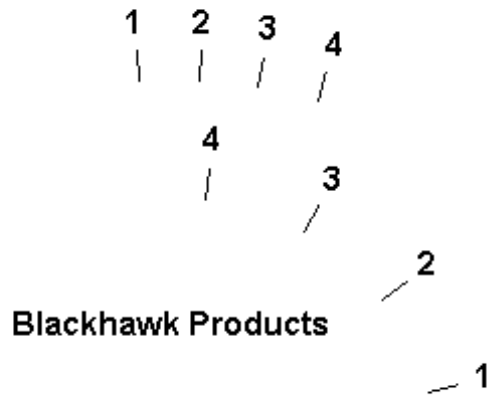
Citroen 1-2-3-5-7



Blackhawk # 090

**Jaw A, CW-1011
Shoulder gauge**

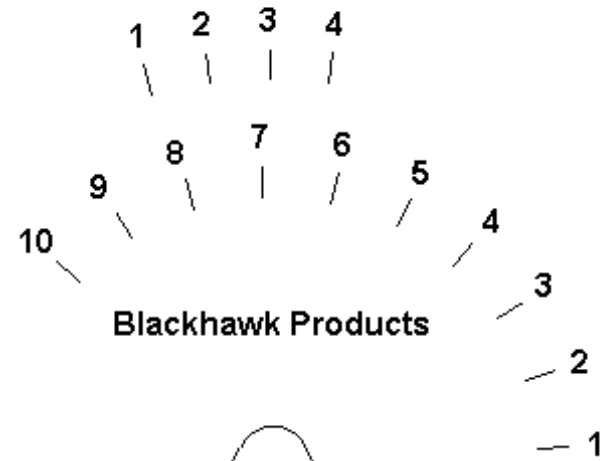
Renault E direct digit



Blackhawk # 091

**Jaw A, CW-1011
Shoulder gauge**

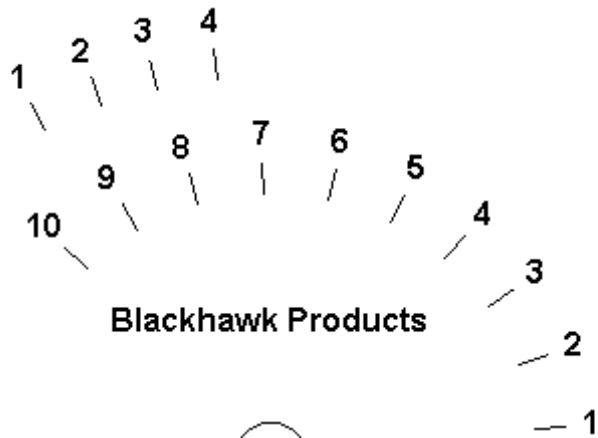
Saab AC series



Blackhawk # 092

**Jaw A, CW-1011
Shoulder gauge**

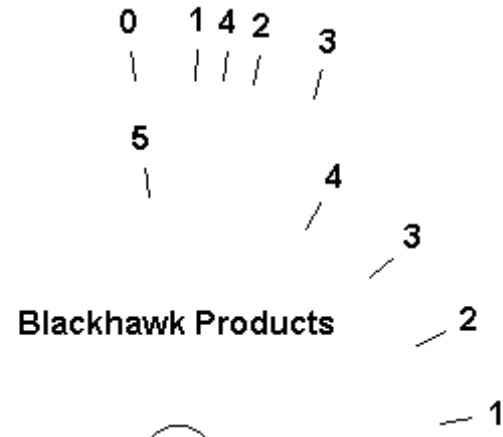
Mercedes, BMW, and Daewoo



Blackhawk # 093

**Jaw A, CW-1011
Shoulder gauge**

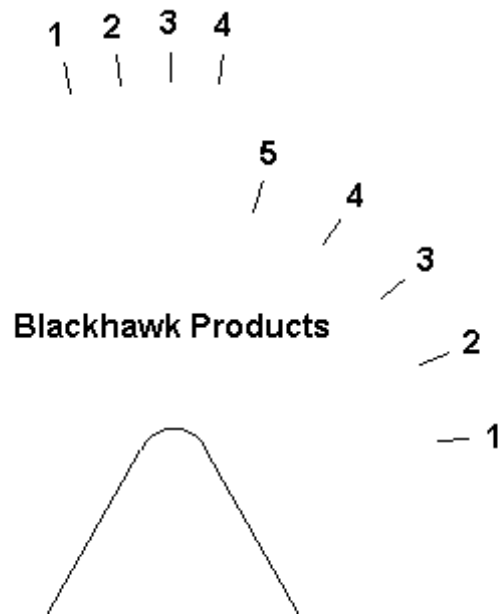
BMW secondary



Blackhawk # 094

**Jaw A, CW-1011
Shoulder gauge**

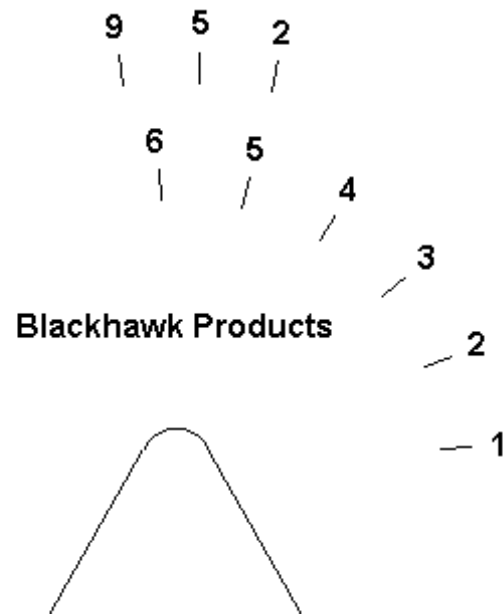
Honda motorcycle direct digit



Blackhawk # 095

**Jaw A, CW-1011
Shoulder gauge**

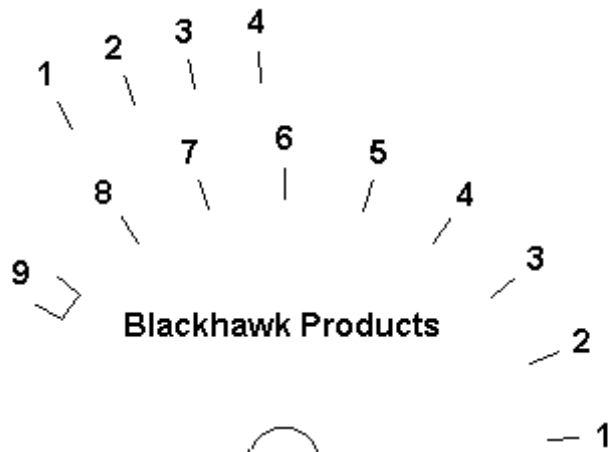
Renault 2.5-9



Blackhawk # 096

**Jaw A, CW-1011
Shoulder gauge**

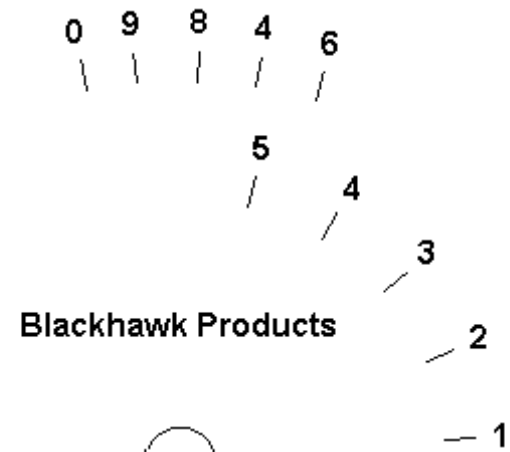
Volvo



Blackhawk # 097

**Jaw A, CW-1011
Shoulder gauge**

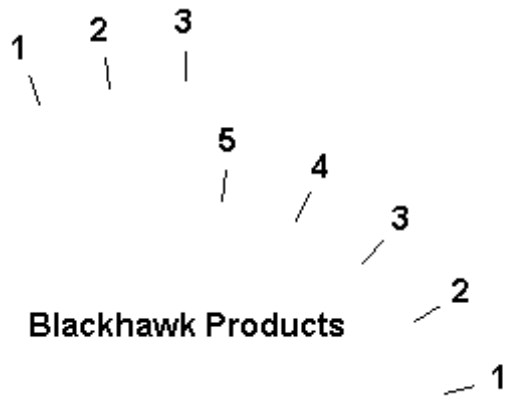
Peugeot/Renault 0-9-8-4-6



Blackhawk # 098

**Jaw A, CW-1011
Shoulder gauge**

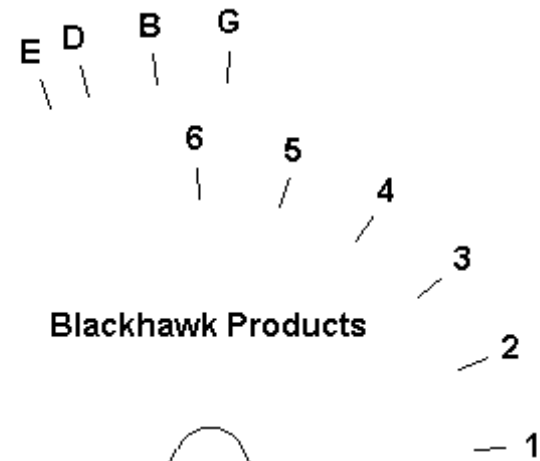
Yamaha motorcycle



Blackhawk # 099

**Jaw A, CW-1011
Shoulder gauge**

Renault E-D-C-G-B

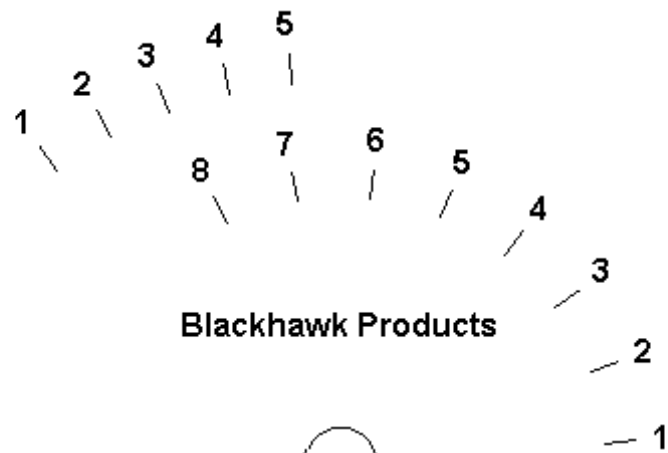


Blackhawk # 100

**Jaw A, CW-1011
Red tip stop**

Ford/Nissan/Sterling 1X-1706X

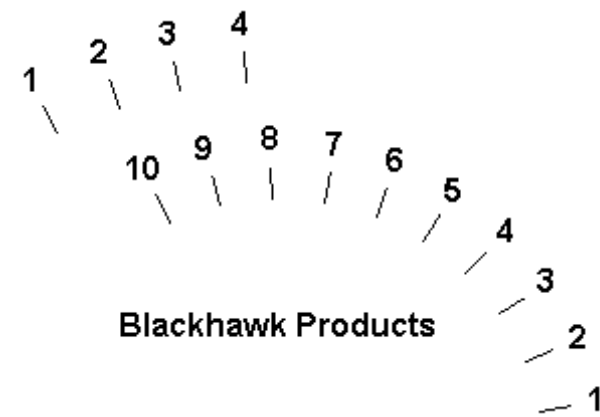
Transponder blanks: 597602 and 597603 Briggs, H72-PT Ilco are used on some 1996+ models.



Blackhawk # 101

**Jaw A, CW-1011
Shoulder gauge**

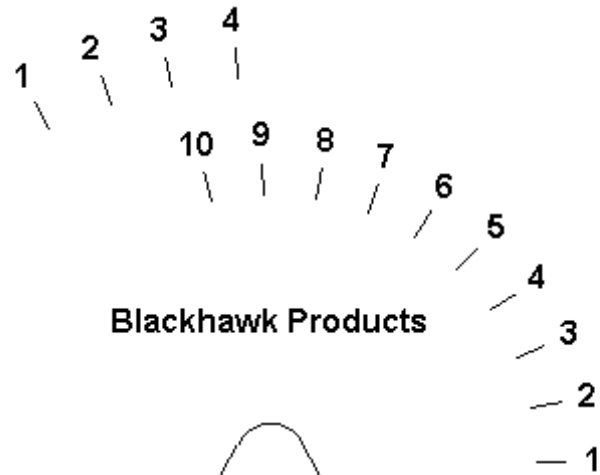
Ford/Jaguar WR series, side with shoulder nearest bow



Blackhawk # 102

**Jaw A, CW-1011
Shoulder gauge**

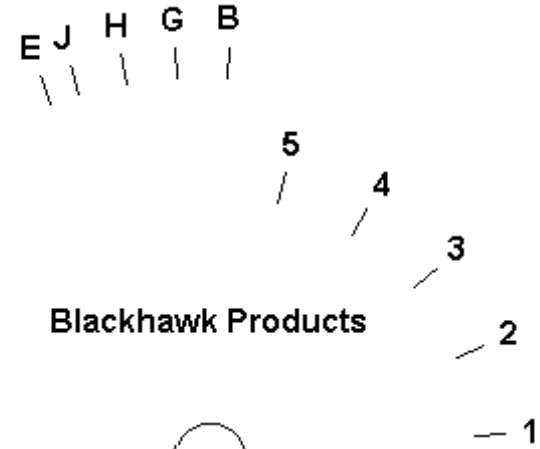
Ford/Jaguar WR series, side with shoulder nearest tip



Blackhawk # 103

**Jaw A, CW-1011
Shoulder gauge**

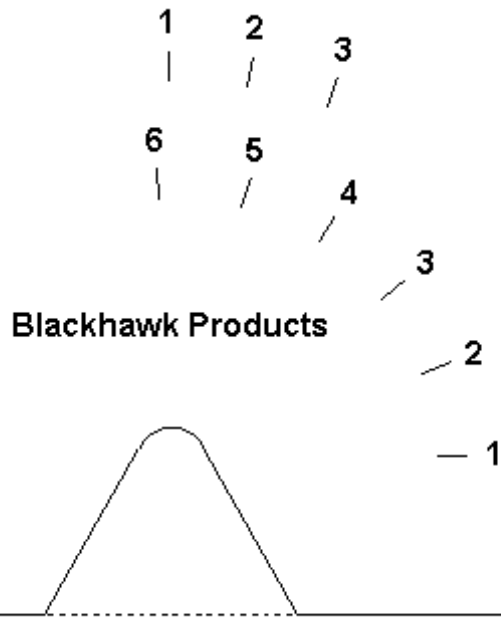
Peugeot/Renault E-J-H-G-B



Blackhawk # 104

**Jaw A, CW-14MC
Shoulder gauge**

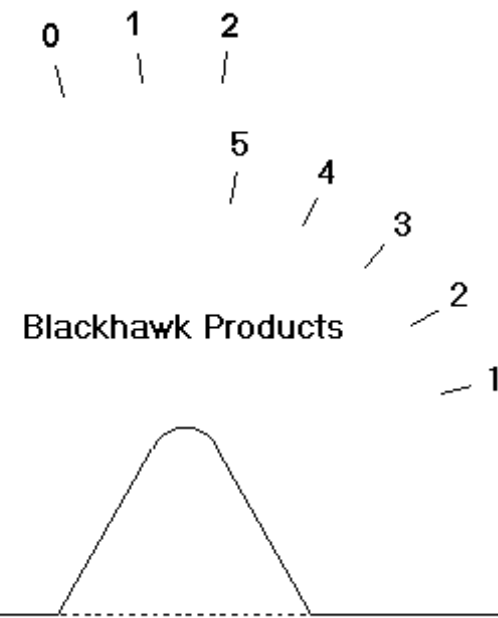
Alfa Romeo/Maserati secondary



Blackhawk # 105

**Jaw A, CW-1011
Shoulder gauge**

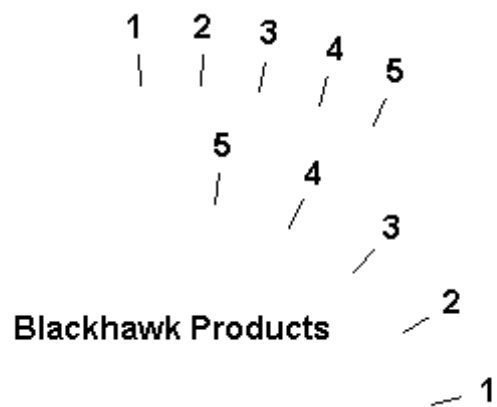
Thule ski racks (Eurolocks) using depths 0 - 1 - 2



Blackhawk # 106

**Jaw A, CW-1011
Shoulder gauge**

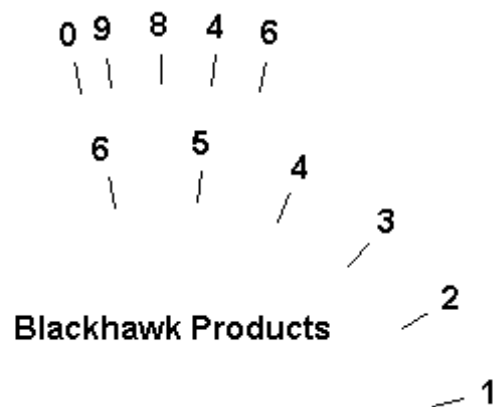
Peugeot A series



Blackhawk # 107

**Jaw A, CW-1011
Shoulder gauge**

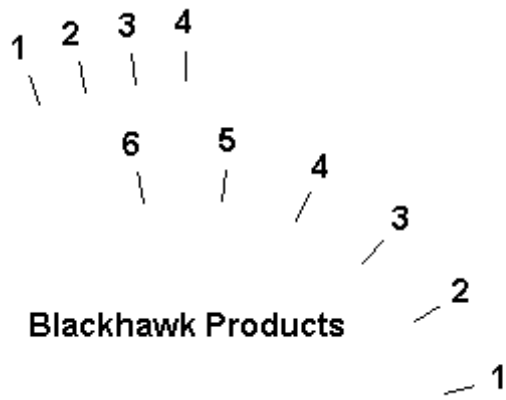
Fiat etc. ignitions A and X series



Blackhawk # 108

**Jaw A, CW-1011
Shoulder gauge**

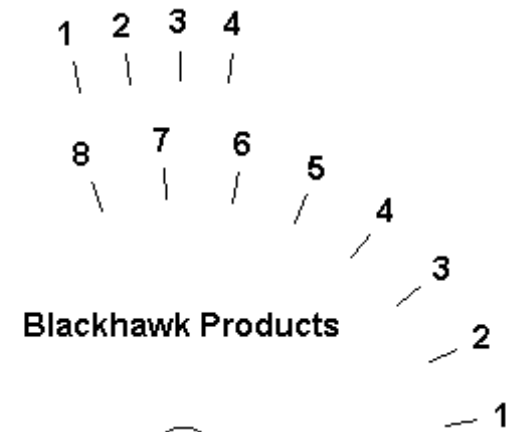
Yamaha motorcycle A to F plus 7001-8000 series; also
Kawasaki 101K-250K.



Blackhawk # 109

**Jaw A, CW-1011
Shoulder gauge**

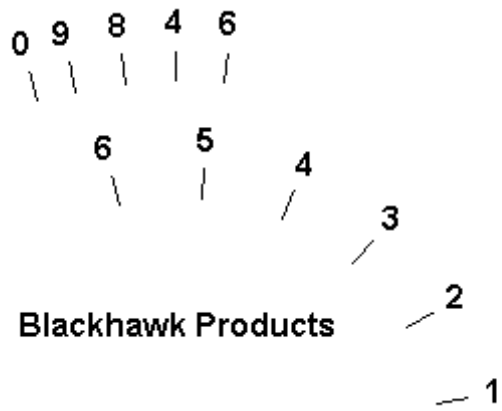
Nissan/Subaru X and Y series, Tiltmaster/Forward S series



Blackhawk # 110

**Jaw A, CW-1011
Shoulder gauge**

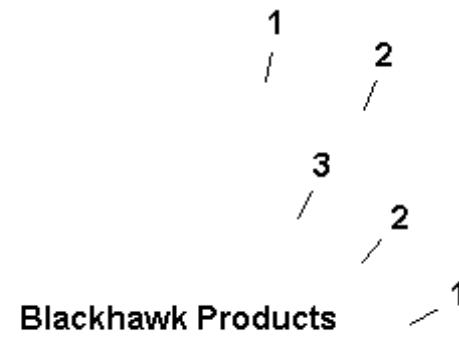
Fiat etc. ignitions K and S series



Blackhawk # 111

**Jaw A, CW-1011
Shoulder gauge**

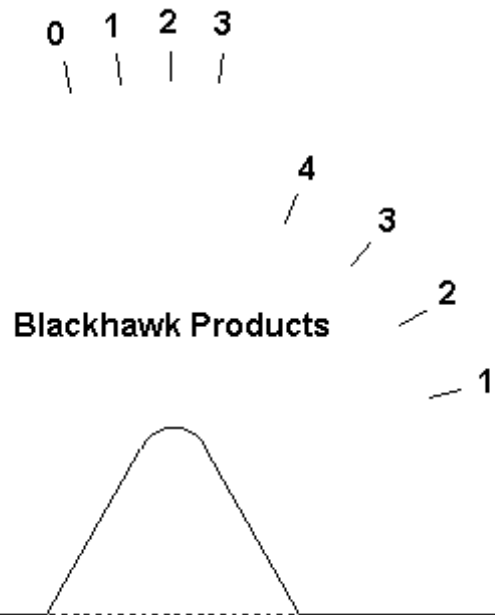
Kawasaki motorcycle



Blackhawk # 112

**Jaw A, CW-1011
Shoulder gauge**

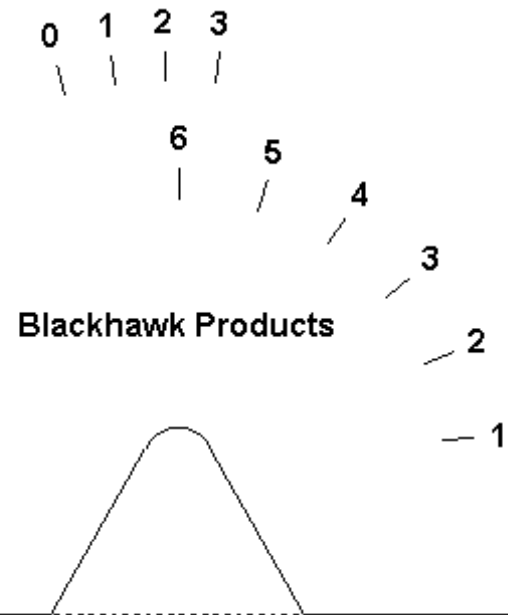
Kawasaki motorcycle



Blackhawk # 113

**Jaw A, CW-1011
Shoulder gauge**

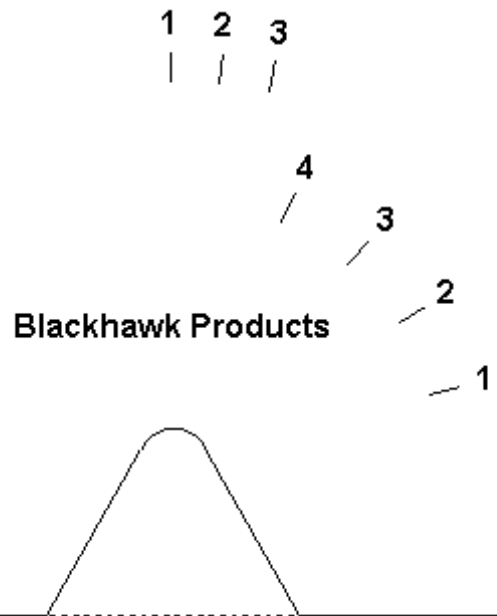
Kawasaki motorcycle



Blackhawk # 114

**Jaw A, CW-1011
Shoulder gauge**

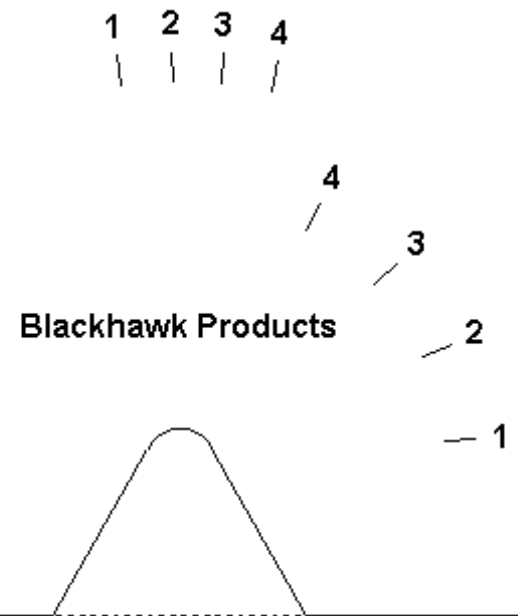
Kawasaki motorcycle



Blackhawk # 115

**Jaw A, CW-1011
Shoulder gauge**

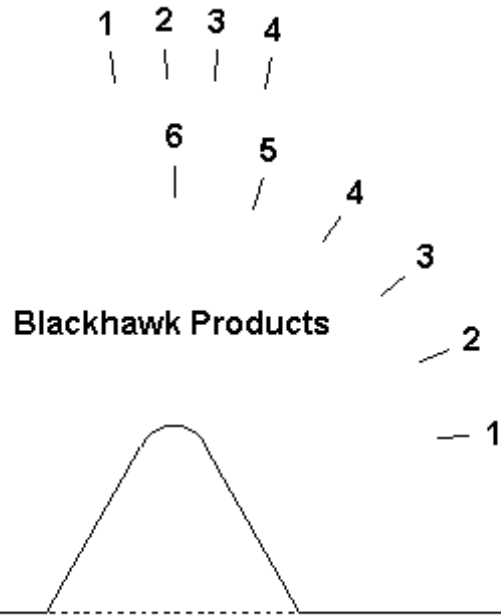
Kawasaki motorcycle



Blackhawk # 116

**Jaw A, CW-1011
Shoulder gauge**

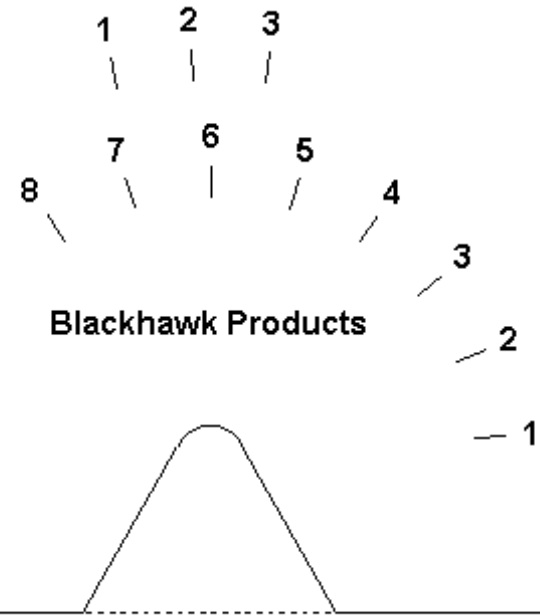
Kawasaki motorcycle



Blackhawk # 117

**Jaw A, CW-1011
Shoulder gauge**

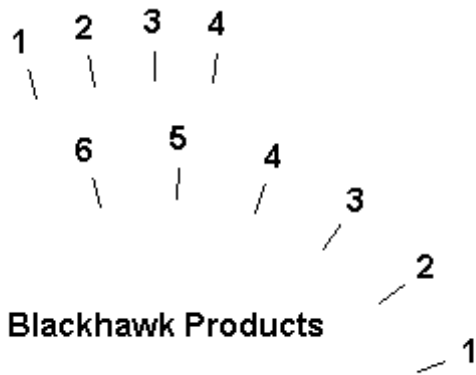
Honda/Acura 3001-4481 and Honda motorcycle A B C D series



Blackhawk # 118

**Jaw A, CW-14MC
Shoulder gauge**

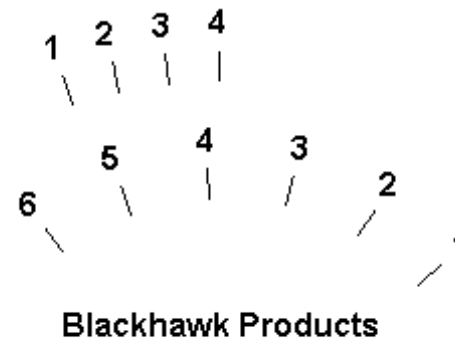
Renault/Eagle/Dodge 2700-4816



Blackhawk # 119

**Jaw A, CW-1011
Shoulder gauge**

Kawasaki motorcycle A and B direct digit

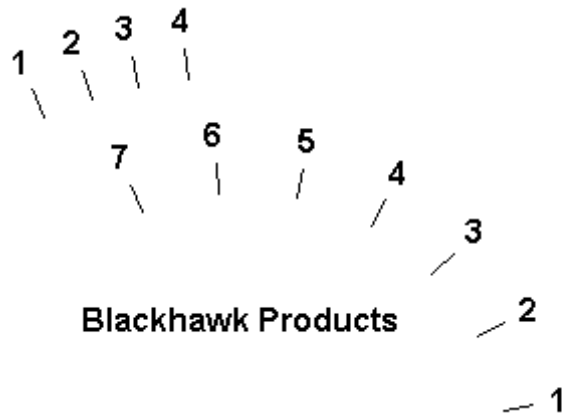


Blackhawk # 120

**Jaw A, CW-1011
Red tip stop**

Mazda/Ford 6500-7733

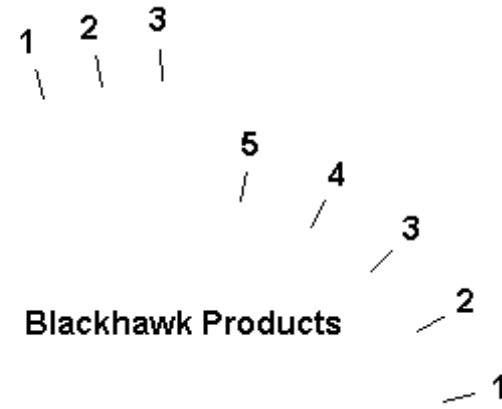
Trim the false shoulder to seat the blank properly in the vise.



Blackhawk # 121

**Jaw A, CW-1011
Shoulder gauge**

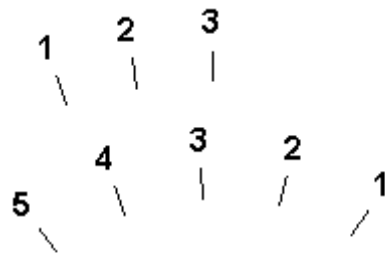
Volvo gas cap W601-842



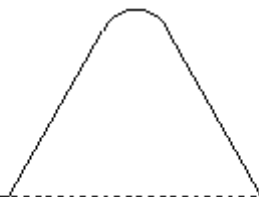
Blackhawk # 122

**Jaw A, CW-1011
Shoulder gauge**

Kawasaki A G and N series



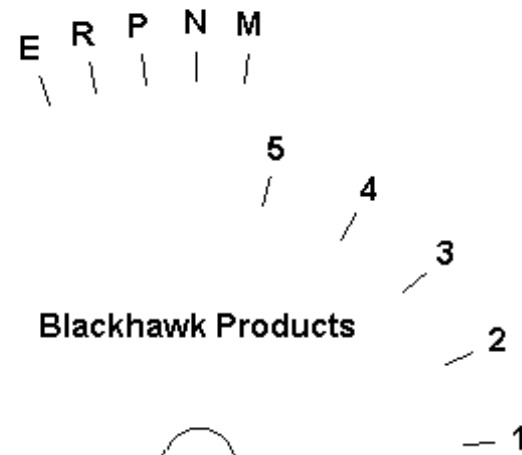
Blackhawk Products



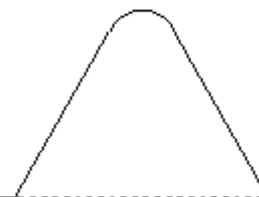
Blackhawk # 123

**Jaw A, CW-1011
Shoulder gauge**

Renault E-R-P-M-N ignitions



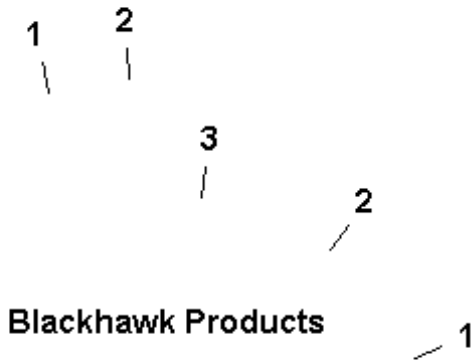
Blackhawk Products



Blackhawk # 124

**Jaw A, CW-1011
Shoulder gauge**

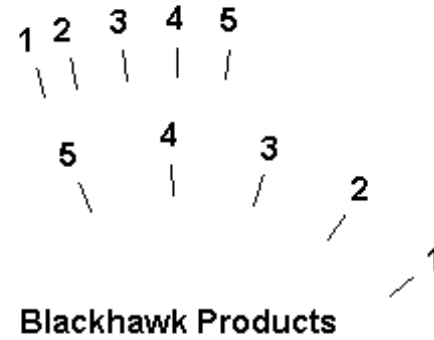
Harley-Davidson motorcycles



Blackhawk # 125

**Jaw A, CW-1011
Shoulder gauge**

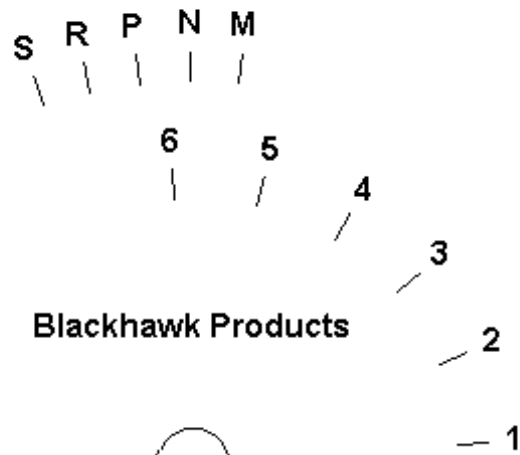
Iveco ignitions 301-3300 and P and Z



Blackhawk # 126

**Jaw A, CW-1011
Shoulder gauge**

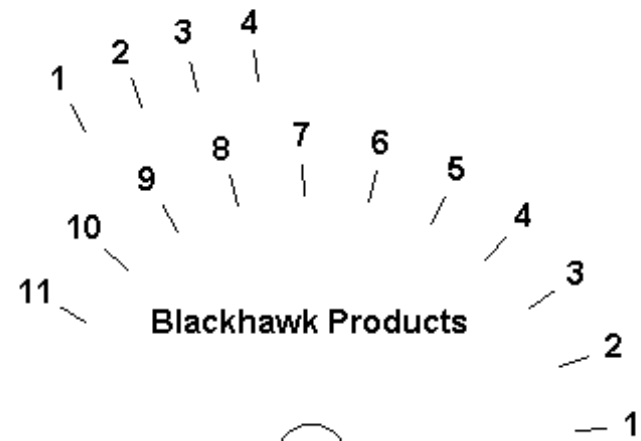
Peugeot/Renault S-R-P-N-M



Blackhawk # 127

**Jaw A, CW-1011
Shoulder gauge**

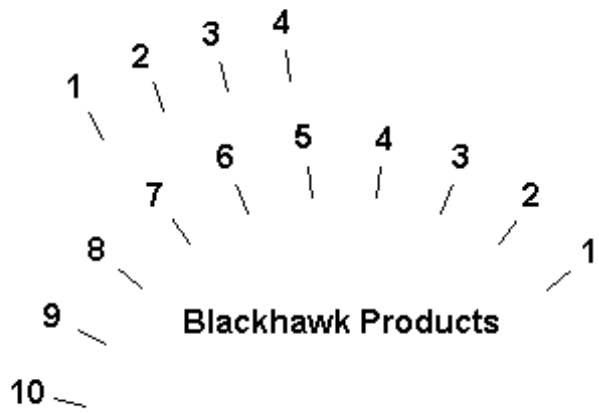
BMW 11-cut



Blackhawk # 128

**Jaw A, CW-1011
Horseshoe tip stop**

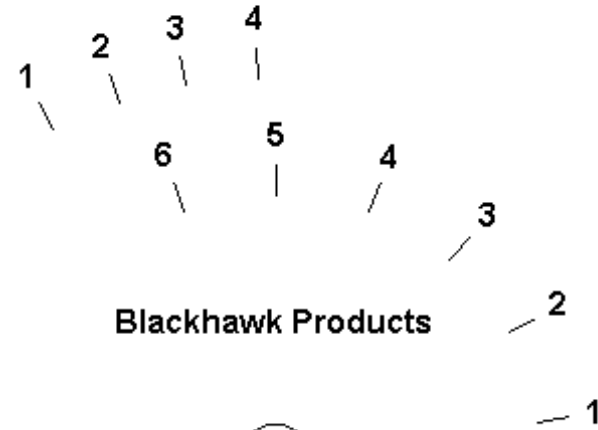
Nissan/Infiniti/Subaru unprefix



Blackhawk # 129

**Jaw A, CW-1011
Shoulder gauge**

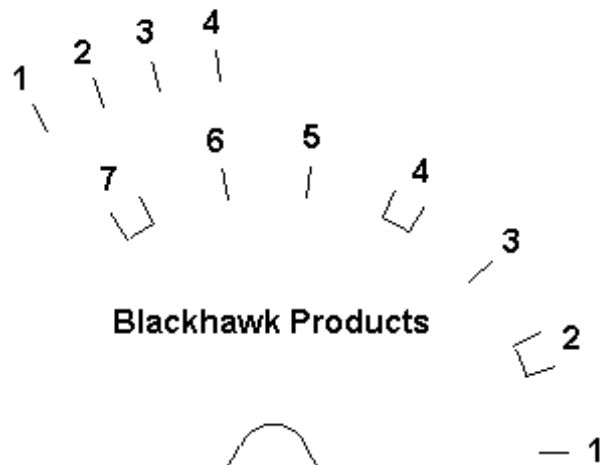
Isuzu, Spectrum, Tiltmaster, Forward A8001-9400



Blackhawk # 130

**Jaw A, CW-1011
Shoulder gauge**

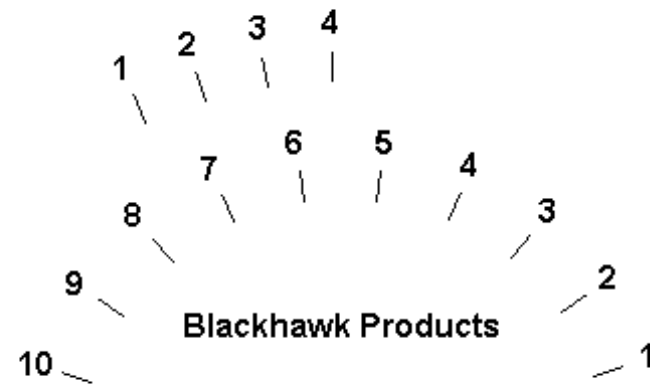
Merkur XR4Ti TX1-1859



Blackhawk # 131

**Jaw A, CW-1011
Horseshoe tip stop**

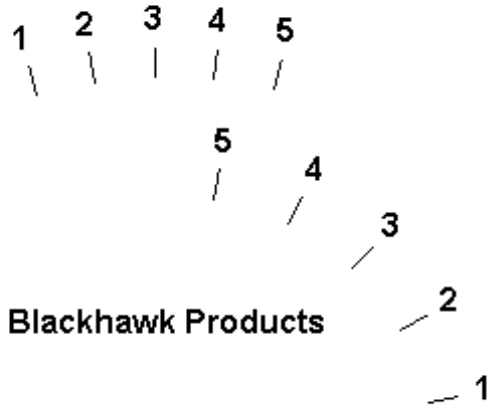
General Motors 10-cut



Blackhawk # 132

**Jaw A, CW-1011
Shoulder gauge**

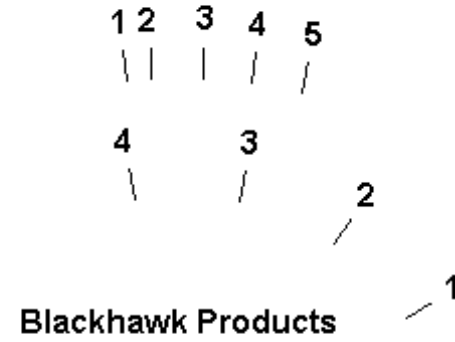
Peugeot secondary E series



Blackhawk # 133

**Jaw A, CW-1011
Shoulder gauge**

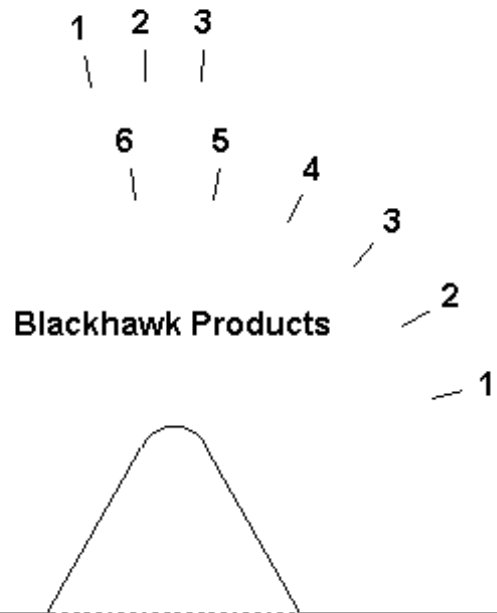
Magirus Mack Midliner Volvo trucks E M N U



Blackhawk # 134

**Jaw A, CW-1011
Shoulder gauge**

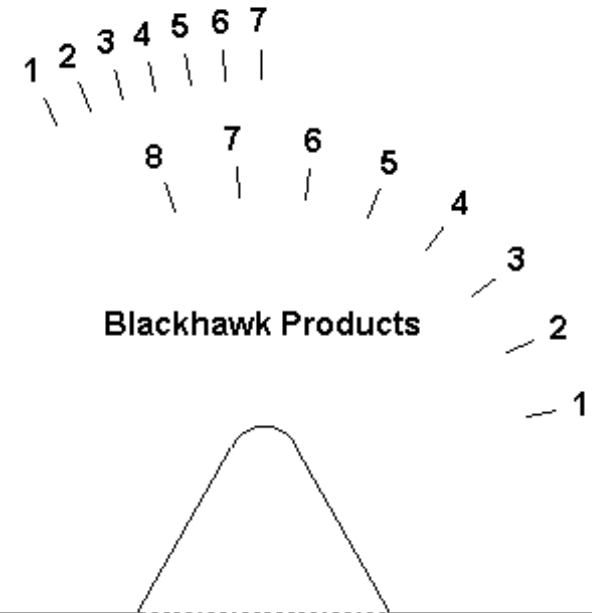
Magirus Mack Midliner Volvo trucks and Citroen



Blackhawk # 135

**Jaw A, CW-1011
Shoulder gauge**

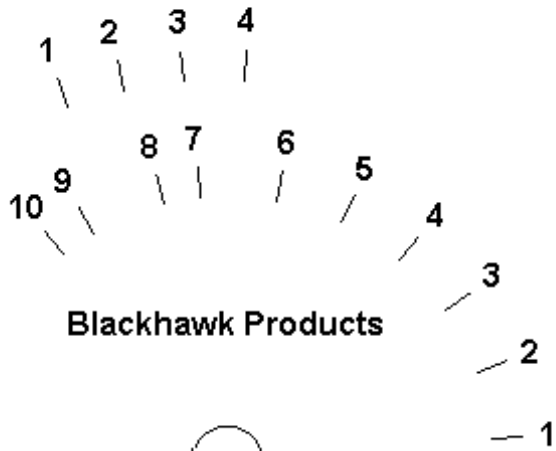
Toyota S1-2878



Blackhawk # 136

**Jaw A, CW-1011
Shoulder gauge**

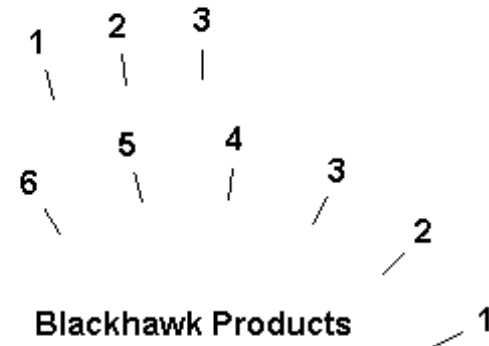
Ford/Sterling/British E, L, and R series



Blackhawk # 137

**Jaw A, CW-1011
Shoulder gauge**

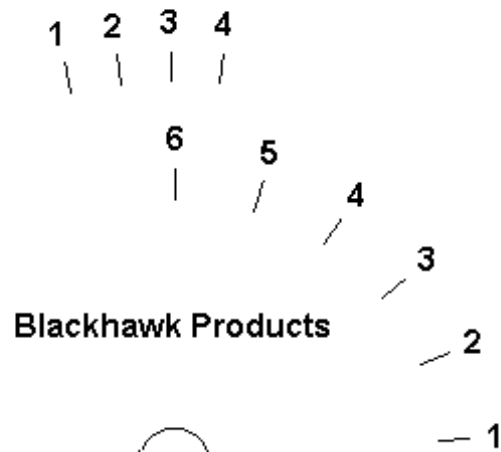
Yugo secondary Z501-1000



Blackhawk # 138

**Jaw A, CW-1011
Shoulder gauge**

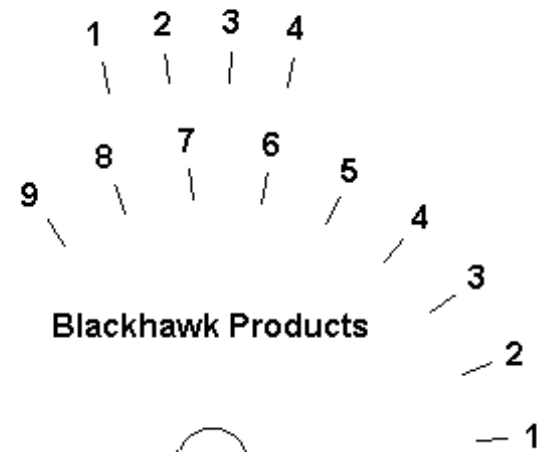
Many Japanese and Korean autos and motorcycles



Blackhawk # 139

**Jaw A, CW-1011
Shoulder gauge**

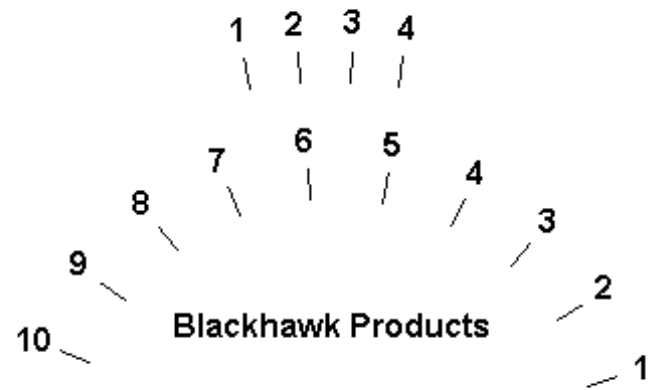
Alfa Romeo Milano AL1-1274



Blackhawk # 140

**Jaw A, CW-1011
Shoulder gauge**

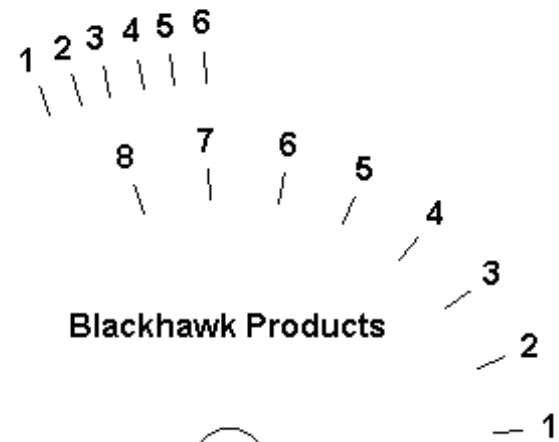
Jaguar K0-1005



Blackhawk # 141

**Jaw A, CW-1011
Shoulder gauge**

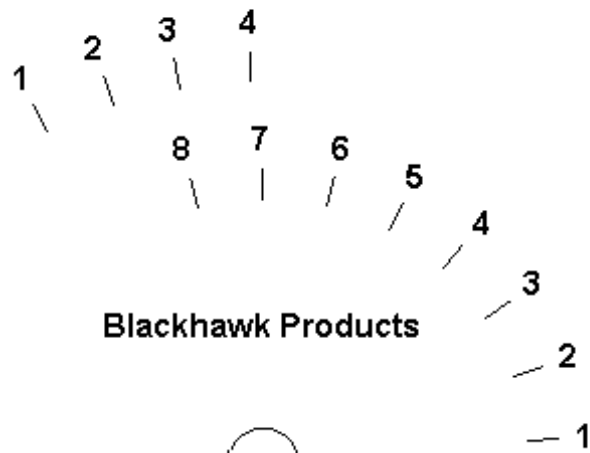
Honda/Acura/Isuzu 5001-8442



Blackhawk # 142

**Jaw A, CW-1011
Shoulder gauge**

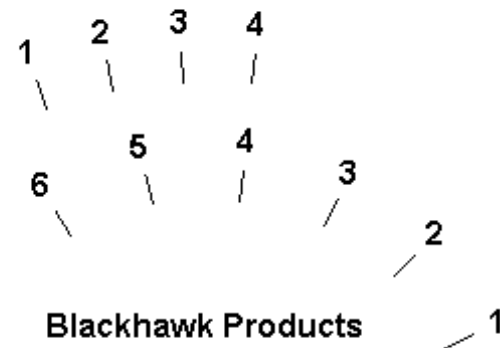
Many Japanese autos



Blackhawk # 143

**Jaw A, CW-1011
Shoulder gauge**

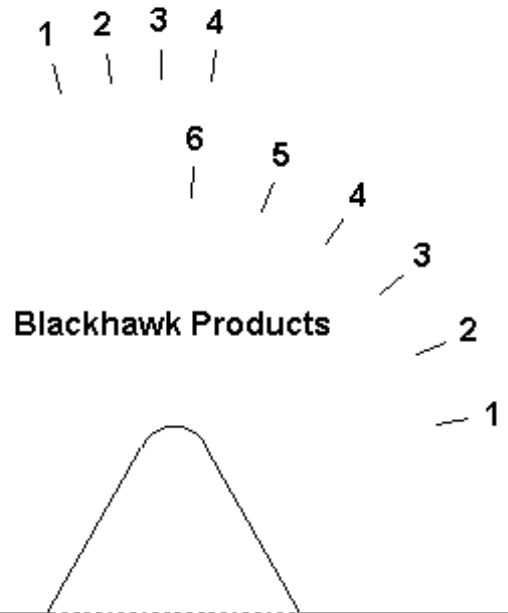
Yugo secondary G3001-4530



Blackhawk # 144

**Jaw A, CW-1011
Shoulder gauge**

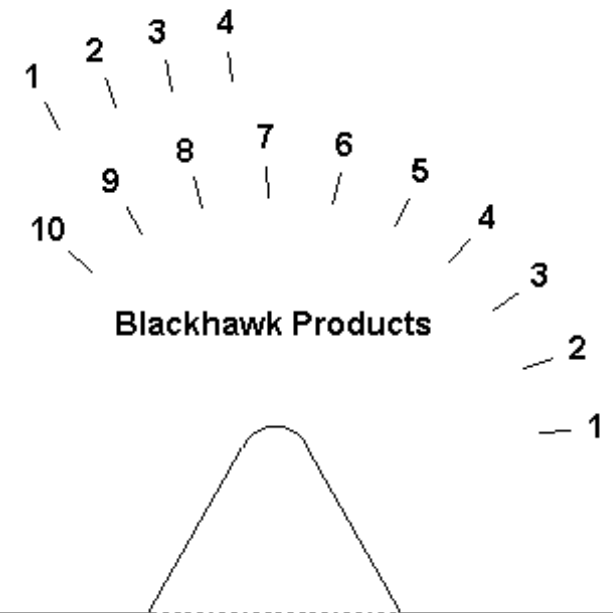
Cadillac Allante secondary VA series



Blackhawk # 145

**Jaw A, CW-1011
Shoulder gauge**

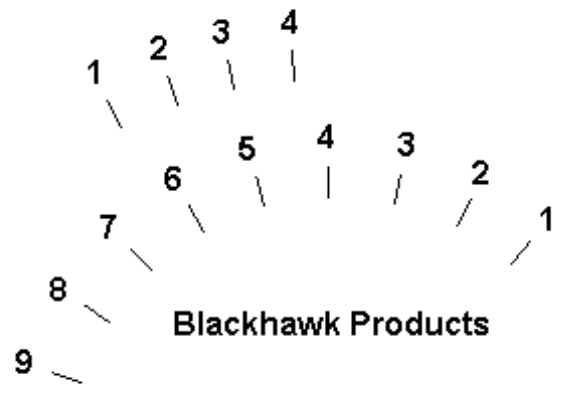
Pontiac LeMans/Opel/Vauxhall



Blackhawk # 146

**Jaw A, CW-1011
Shoulder gauge**

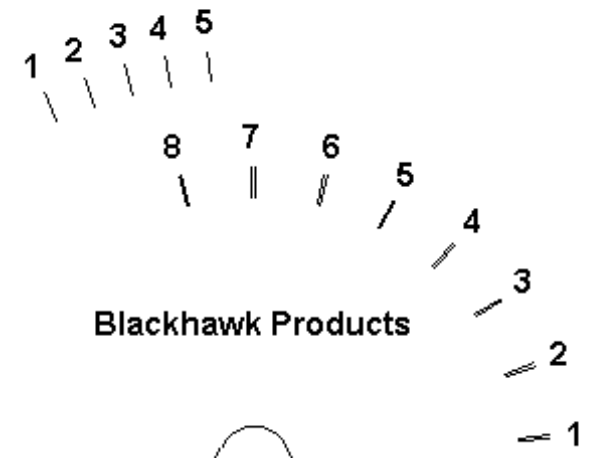
Dodge/Eagle AM1-1000



Blackhawk # 147

**Jaw A, CW-1011
Shoulder gauge**

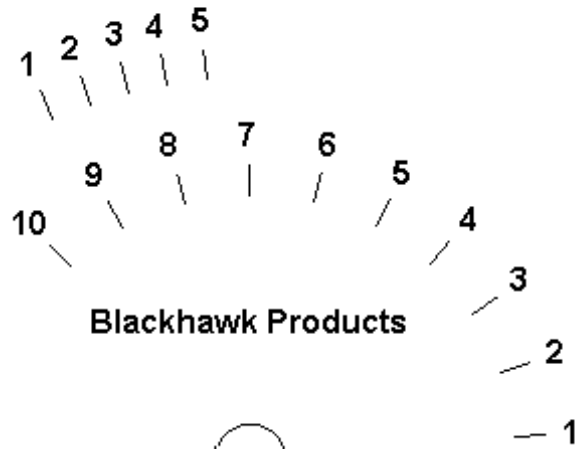
Mitsubishi/Isuzu/Honda/Geo/Suzuki



Blackhawk # 148

**Jaw A, CW-1011
Shoulder gauge**

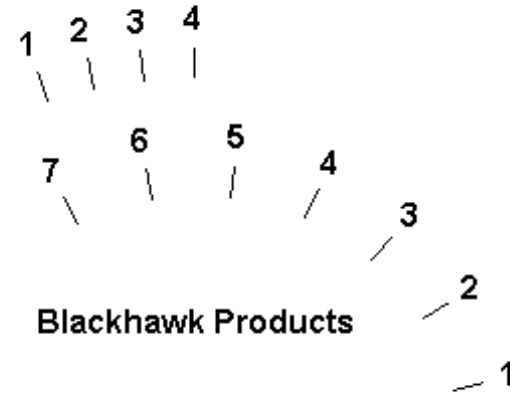
Mazda/Ford 10100-12283 and 20100-23284



Blackhawk # 149

**Jaw A, CW-1011
Shoulder gauge**

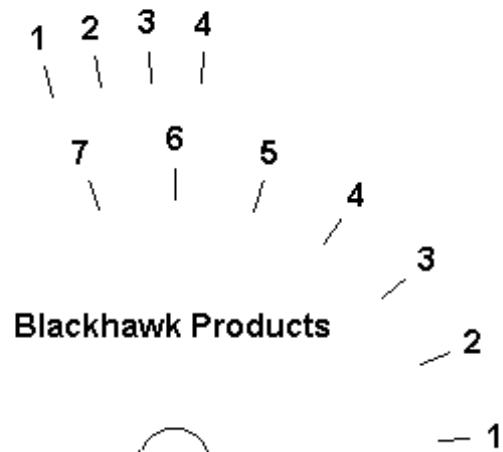
Suzuki A6001-7000



Blackhawk # 150

**Jaw A, CW-1011
Shoulder gauge**

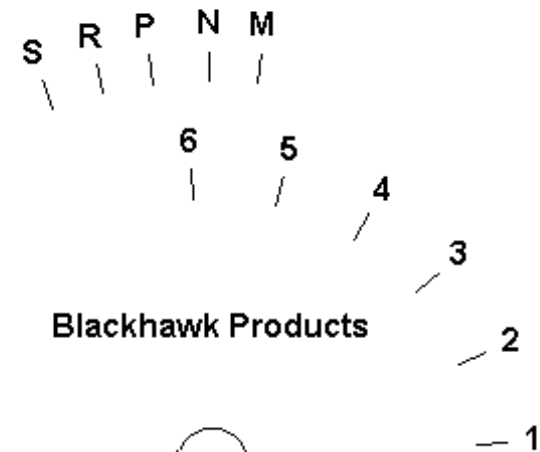
Hyundai Sonata Y1001-2000



Blackhawk # 151

**Jaw A, CW-1011
Shoulder gauge**

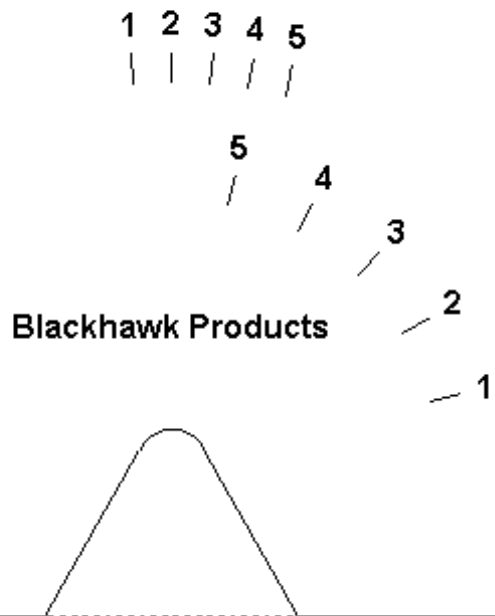
Renault/Eagle S-P-R-N-M



Blackhawk # 152

**Jaw A, CW-1011
Shoulder gauge**

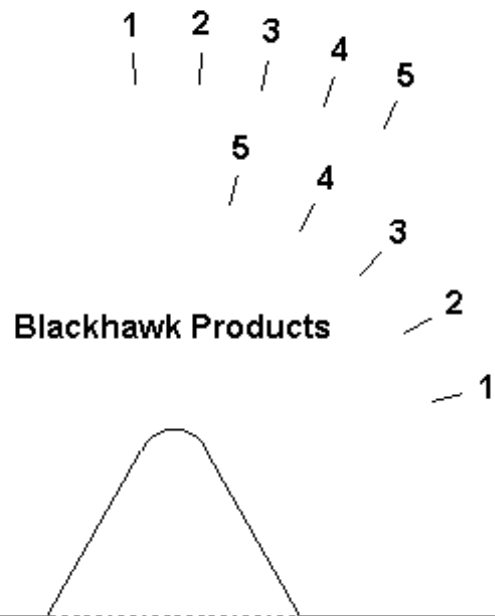
Trucks and old auto Briggs & Stratton



Blackhawk # 153

**Jaw A, CW-1011
Shoulder gauge**

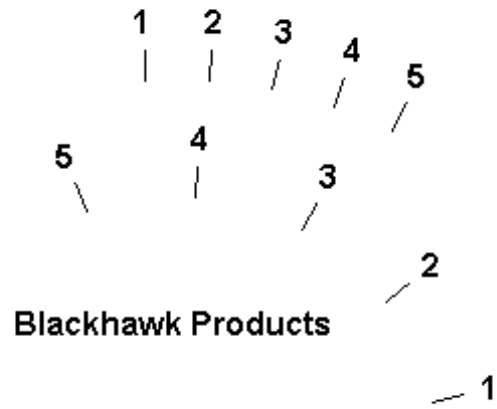
Trucks, AMC, Jeep Briggs & Stratton



Blackhawk # 154

**Jaw A, CW-1011
Shoulder gauge**

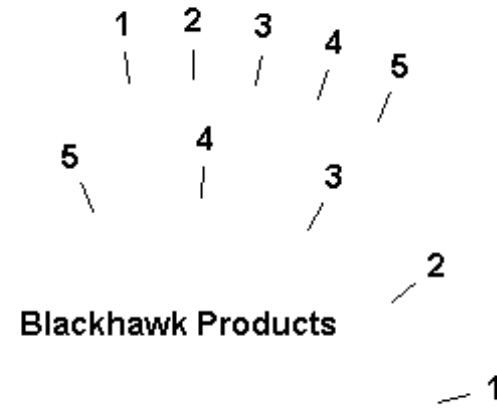
Chrysler DP and CA series



Blackhawk # 155

**Jaw A, CW-1011
Shoulder gauge**

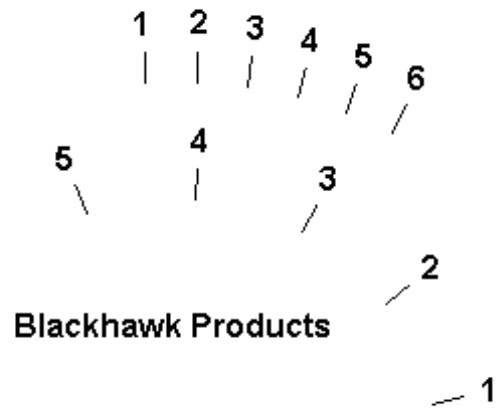
Chrysler CB, DS, and CJ series



Blackhawk # 156

**Jaw A, CW-1011
Shoulder gauge**

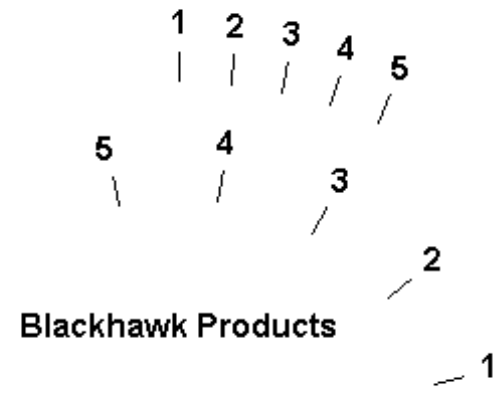
Chrysler EP and ES series



Blackhawk # 157

**Jaw B, CW-1011
Shoulder gauge**

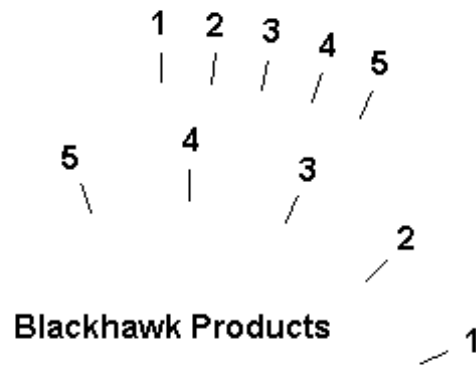
Old auto (Hurd)



Blackhawk # 158

**Jaw A, CW-1011
Shoulder gauge**

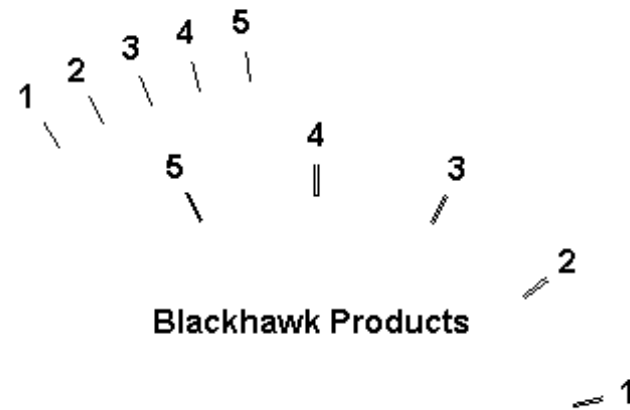
Ford FE FL FN FZ series



Blackhawk # 159

**Jaw A, CW-14MC
Red tip stop**

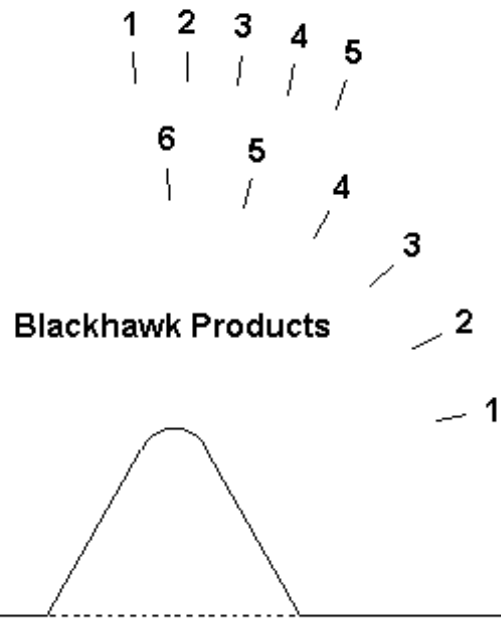
Ford FA and FB 0-1863



Blackhawk # 160

**Jaw A, CW-1011
Shoulder gauge**

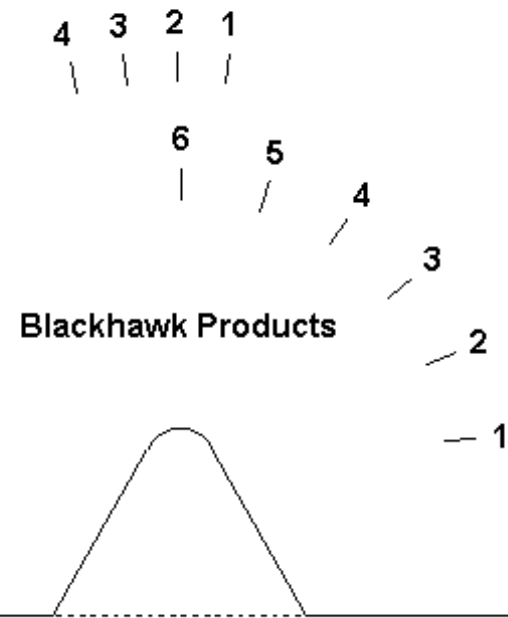
Old auto and gas caps



Blackhawk # 161

**Jaw A, CW-1011
Shoulder gauge**

Toyota and LUV

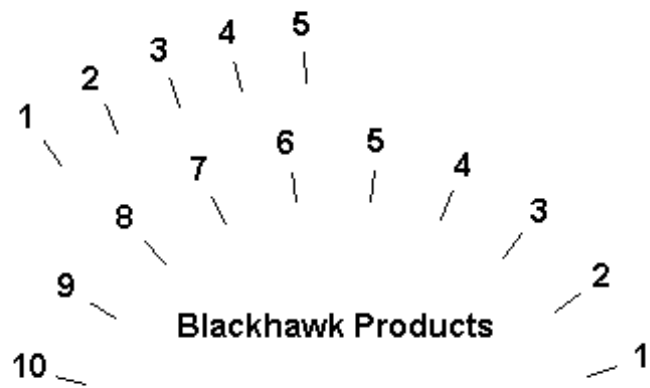


Blackhawk # 162

**Jaw A, CW-1011
Horseshoe tip stop**

Ford 10-cut A-B-C-D-E

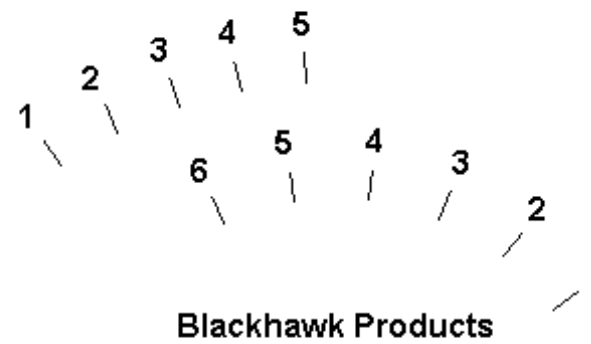
Taurus/Sable 1986-89; possibly on Continental 1988-89.



Blackhawk # 163

**Jaw A, CW-1011
Red tip stop**

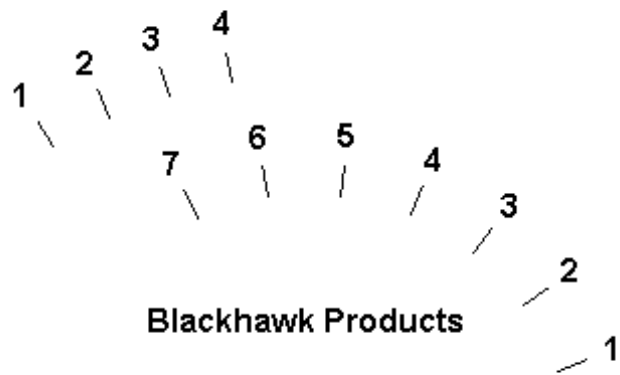
Ford 10-cut ignitions only (last 6 cuts)



Blackhawk # 164

**Jaw A, CW-1011
Red tip stop**

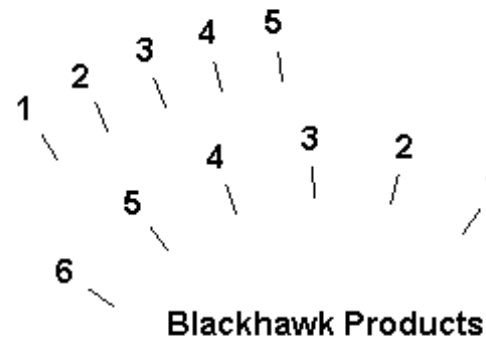
Chrysler F and G, Saturn R S T series



Blackhawk # 165

**Jaw A, CW-14MC
Shoulder gauge**

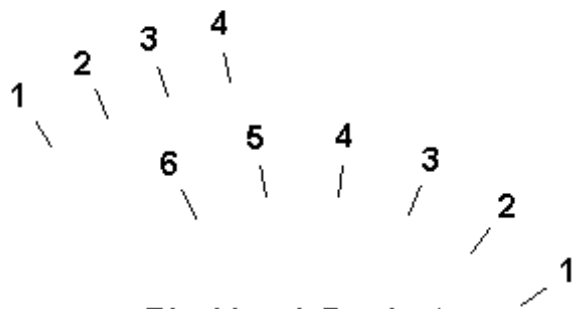
General Motors Alpha-Tech ignitions



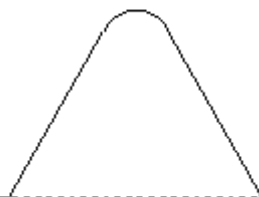
Blackhawk # 166

**Jaw A, CW-1011
Red tip stop**

Kenworth G101-598



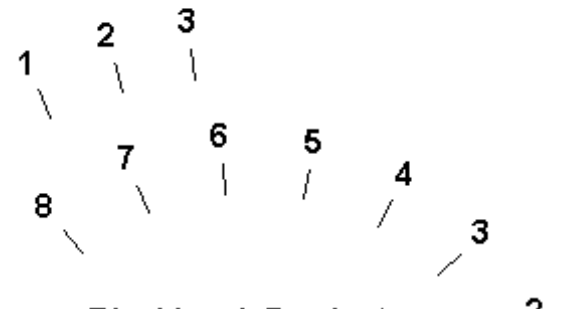
Blackhawk Products



Blackhawk # 167

**Jaw A, CW-1011
Red tip stop**

Mitsubishi Fuso truck 8100-9113



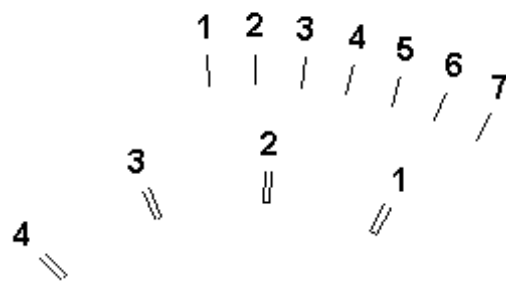
Blackhawk Products



Blackhawk # 168

**Jaw A, CW-14MC
Shoulder gauge**

Yale Z1-1600 (last 4 cuts on 6-pin blank)



Blackhawk Products

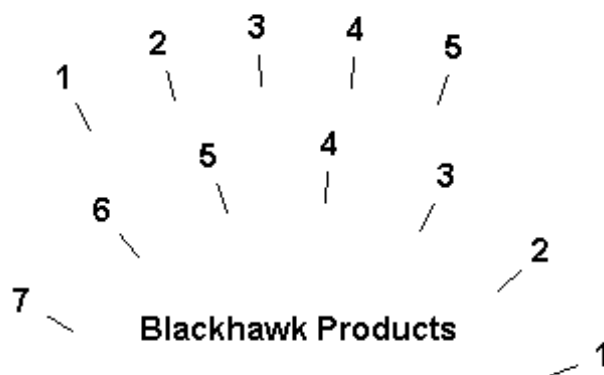


Blackhawk # 169

**Jaw A, CW-1011
Shoulder gauge**

A. Rifkin (ARCO) bank bags

This is a general listing with various prefixes and using various blanks. Please help us to nail these down by telling us the blank that goes with any series you find. We will then break that series out in our next update.



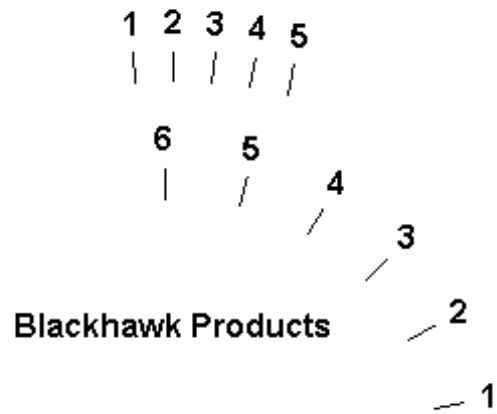
Blackhawk Products



Blackhawk # 170

**Jaw A, CW-1011
Shoulder gauge**

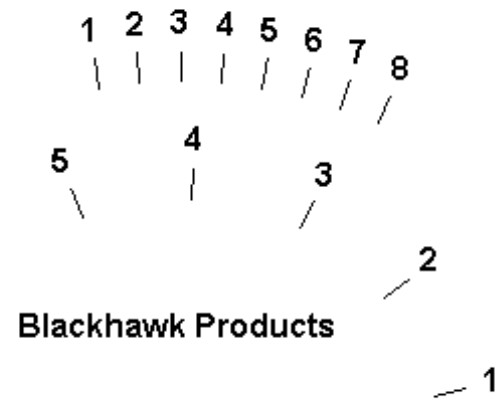
Chicago wafer



Blackhawk # 171

**Jaw A, CW-1011
Shoulder gauge**

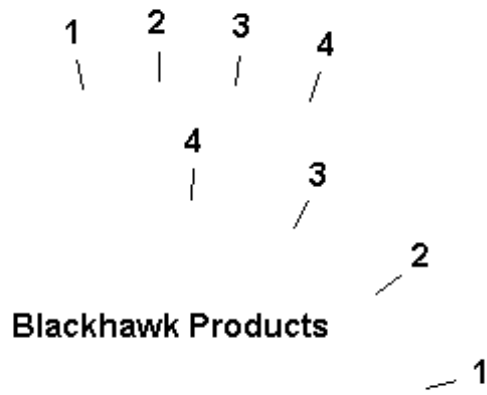
Chicago pin



Blackhawk # 172

**Jaw A, CW-14MC
Shoulder gauge**

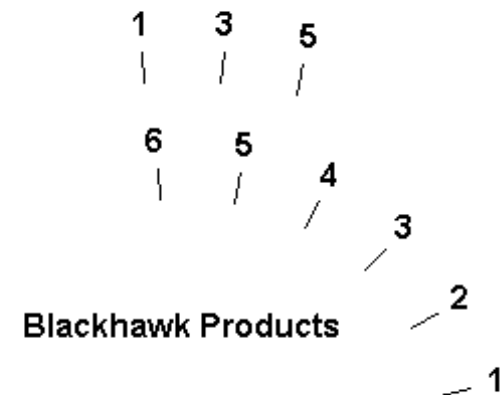
Commodore files and Crown Safe



Blackhawk # 173

**Jaw A, CW-1011
Shoulder gauge**

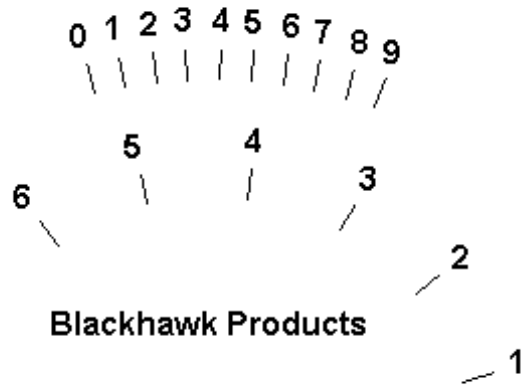
Corbin wafer



Blackhawk # 174

**Jaw A, CW-1011
Shoulder gauge**

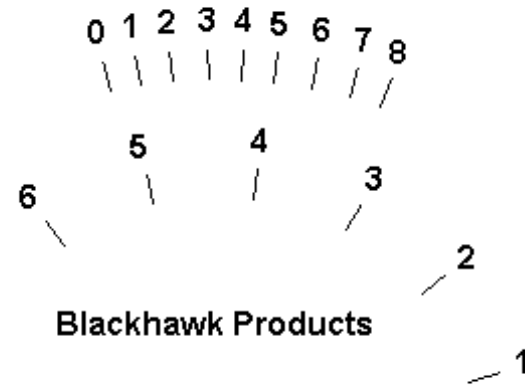
Corbin Cabinet (CCL) pin tumbler



Blackhawk # 175

**Jaw A, CW-1011
Shoulder gauge**

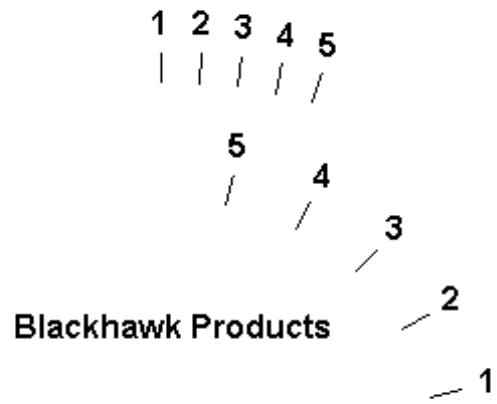
Corbin 4R series



Blackhawk # 176

**Jaw A, CW-1011
Shoulder gauge**

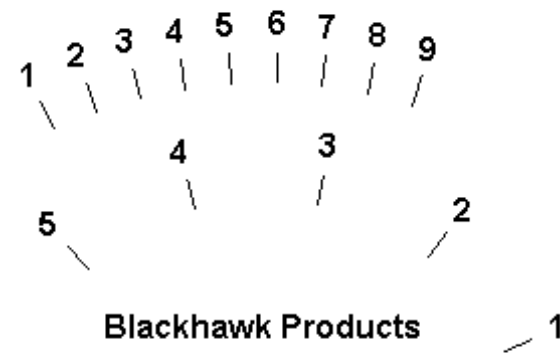
Eagle for furniture



Blackhawk # 177

**Jaw A, CW-14MC
Shoulder gauge**

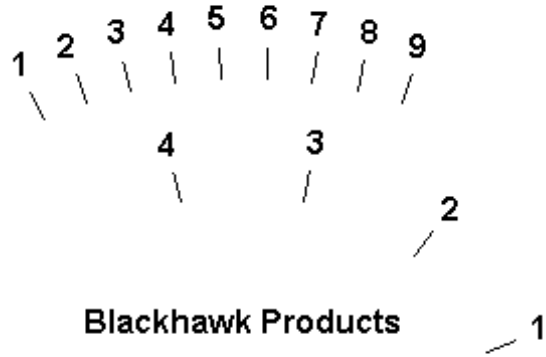
Eagle large pin



Blackhawk # 178

**Jaw B, CW-14MC
Shoulder gauge**

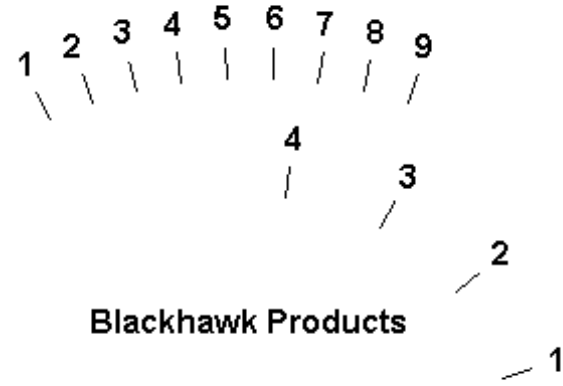
Eagle small pin long space



Blackhawk # 179

**Jaw B, CW-14MC
Shoulder gauge**

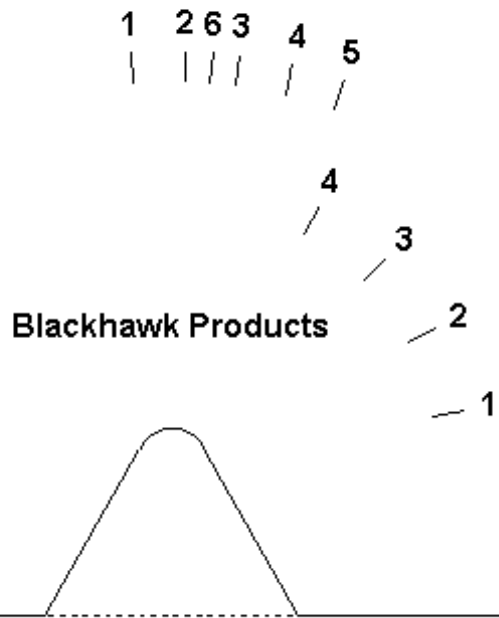
Eagle small pin short space



Blackhawk # 180

**Jaw A, CW-1011
Shoulder gauge**

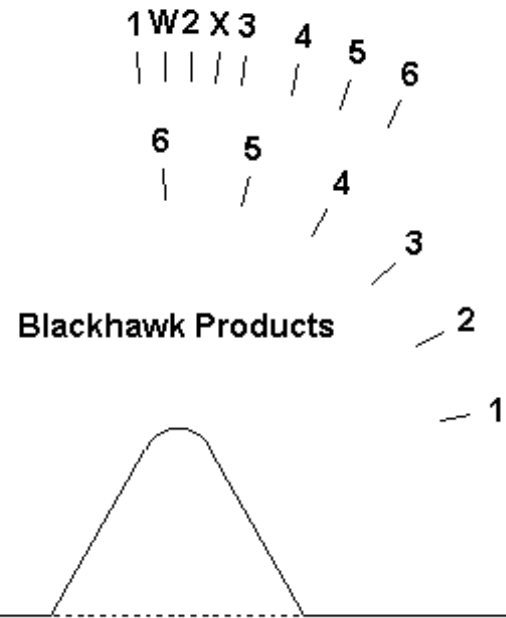
Evinrude-Johnson and Bollak motorboats



Blackhawk # 181

**Jaw A, CW-1011
Shoulder gauge**

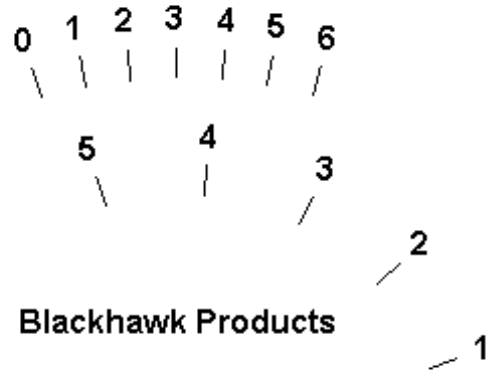
Hudson wafer



Blackhawk # 182

**Jaw A, CW-1011
Shoulder gauge**

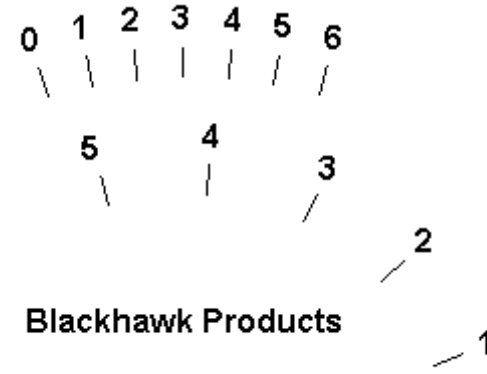
American Device AM1-1000 (ESP)



Blackhawk # 183

**Jaw A, CW-1011
Shoulder gauge**

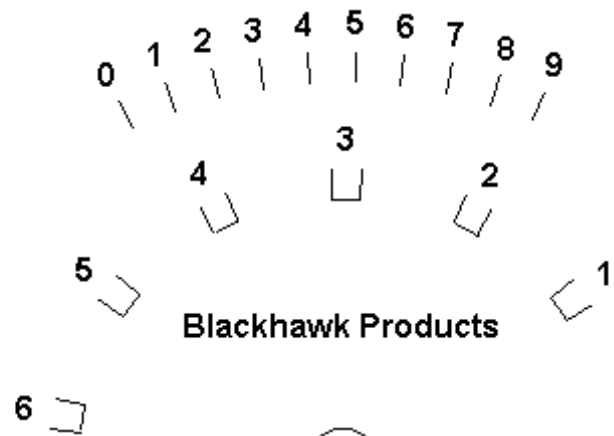
Hudson pin



Blackhawk # 184

**Jaw A, CW-14MC
Shoulder gauge**

Ilco/Lockwood large pin



Blackhawk # 185

**Jaw A, CW-14MC
Shoulder gauge**

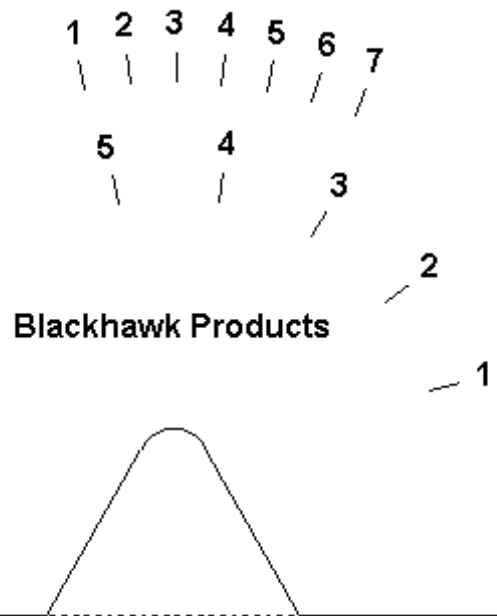
Ilco old large pin (DC6001-9999)



Blackhawk # 186

**Jaw A, CW-1011
Shoulder gauge**

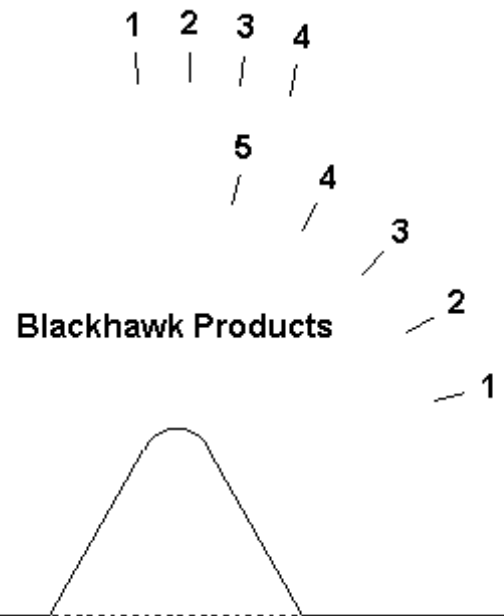
Iico small pin



Blackhawk # 187

**Jaw A, CW-1011
Shoulder gauge**

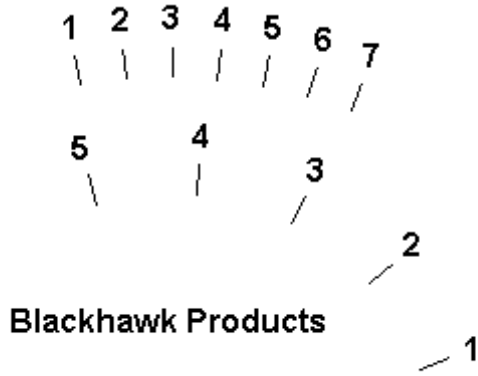
Illinois single sided



Blackhawk # 188

**Jaw A, CW-1011
Shoulder gauge**

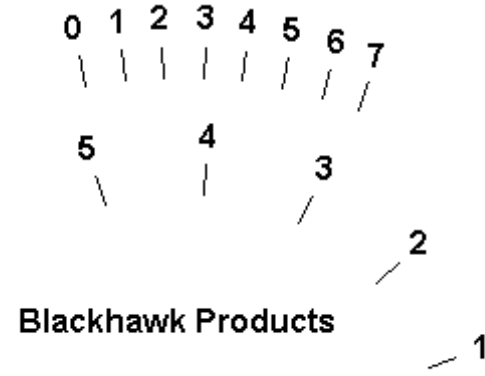
Lockwood small pin padlock



Blackhawk # 189

**Jaw A, CW-1011
Shoulder gauge**

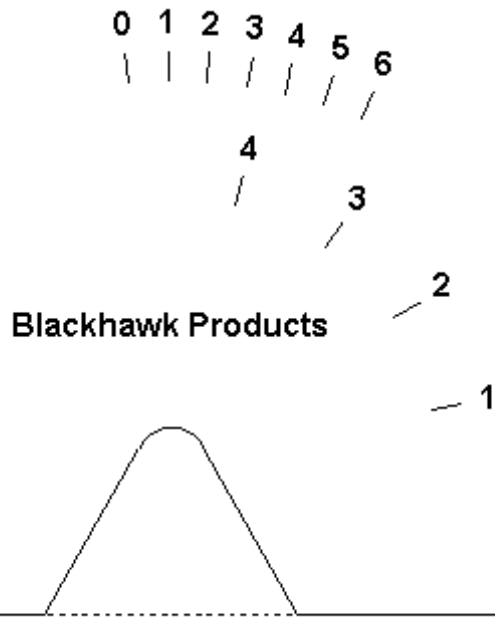
Master padlock #1, 3, 5, 15, 17, 21, 77



Blackhawk # 190

**Jaw B, CW-1011
Shoulder gauge**

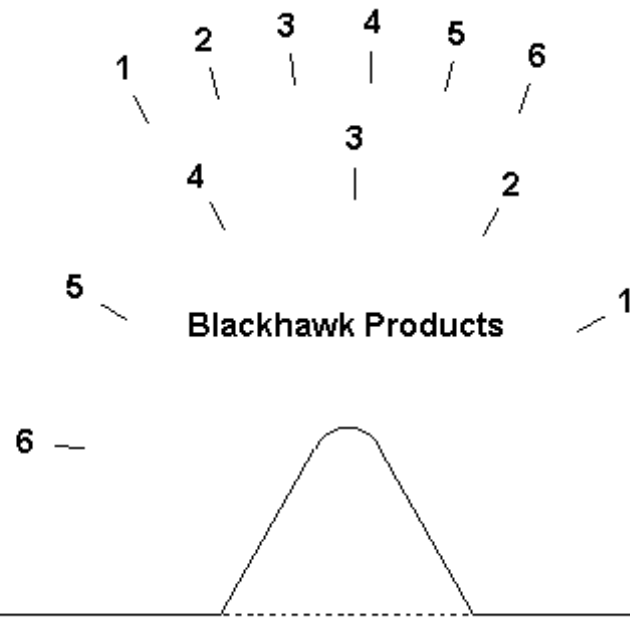
Master padlock #7



Blackhawk # 191

**Jaw B, CW-1012
Shoulder gauge**

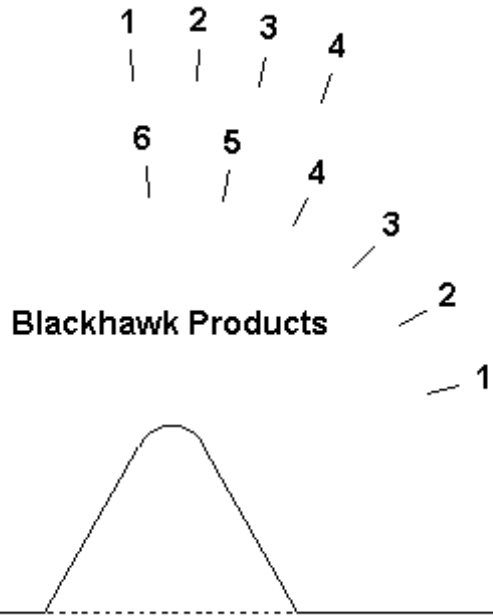
Medeco LCR 6 depth



Blackhawk # 192

**Jaw A, CW-1011
Shoulder gauge**

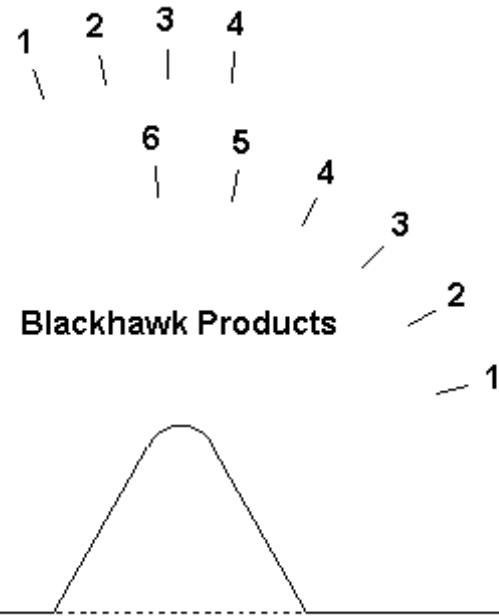
National wafer



Blackhawk # 193

**Jaw A, CW-1011
Shoulder gauge**

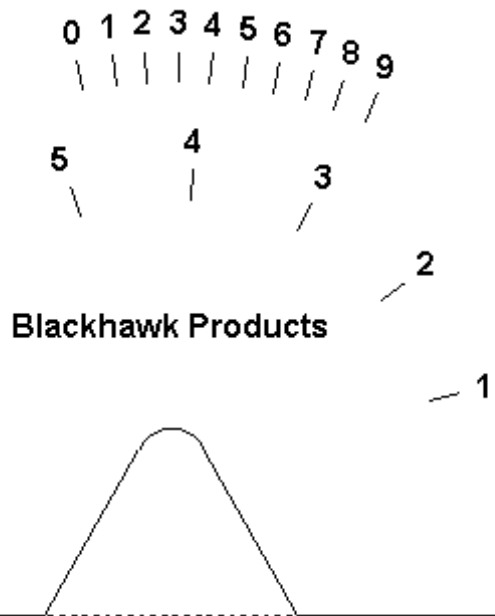
National double-sided wafer



Blackhawk # 194

**Jaw A, CW-1011
Shoulder gauge**

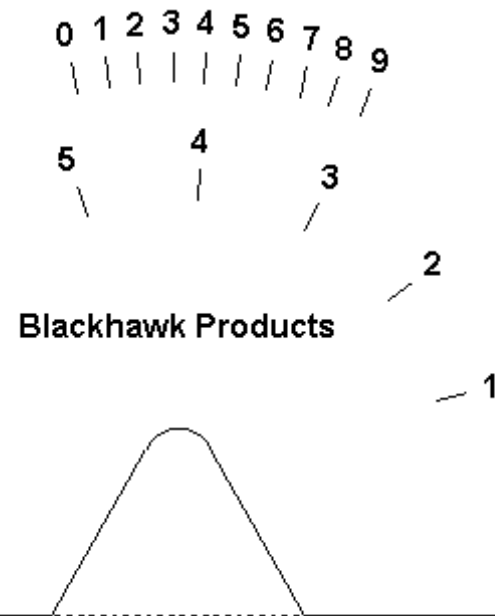
National small pin (?)



Blackhawk # 195

**Jaw A, CW-1011
Shoulder gauge**

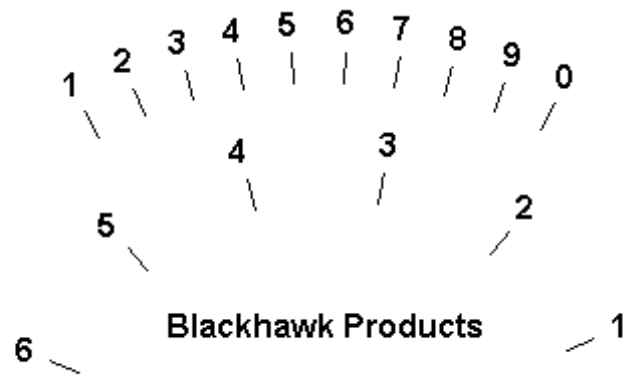
National small pin



Blackhawk # 196

**Jaw A, CW-20FM
Shoulder gauge**

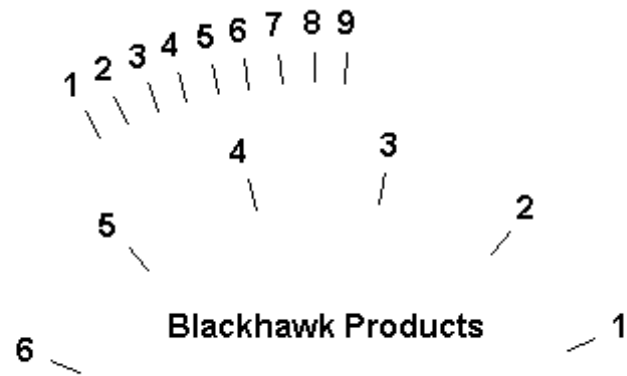
Sargent S, L-, R-, and C- sections



Blackhawk # 197

**Jaw A, CW-20FM
Shoulder gauge**

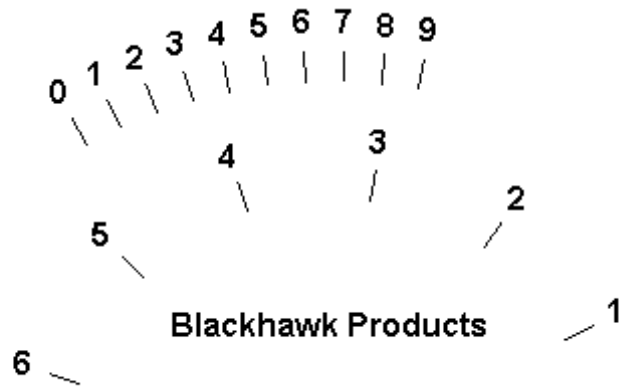
Sargent K, U, and R sections



Blackhawk # 198

**Jaw A, CW-14MC
Shoulder gauge**

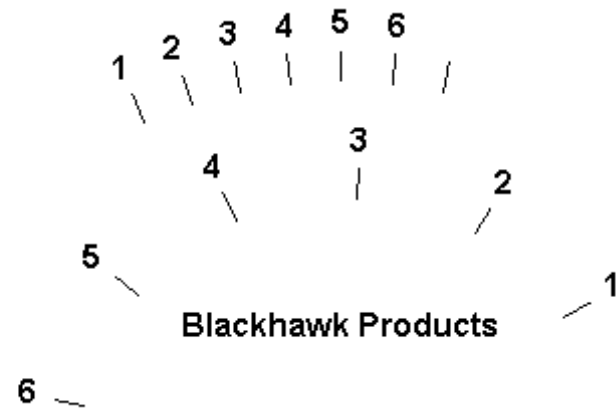
Schlage pin



Blackhawk # 199

**Jaw A, CW-14MC
Shoulder gauge**

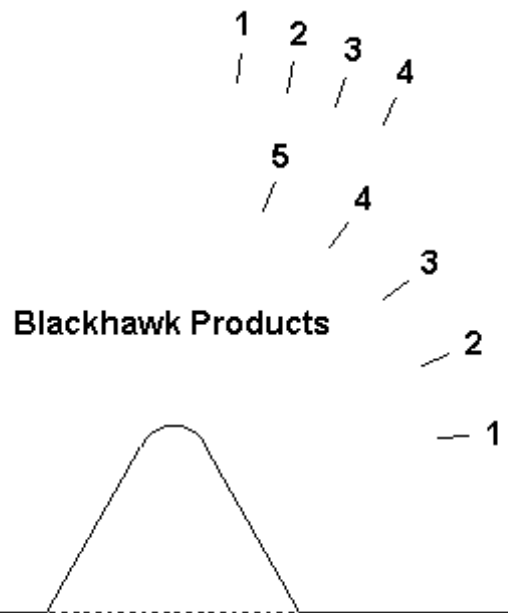
Segal large pin



Blackhawk # 200

**Jaw A, CW-1011
Shoulder gauge**

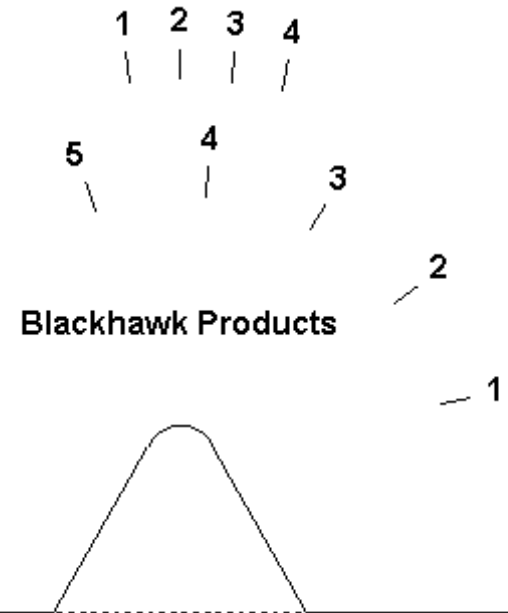
Taylor wafer B101-112



Blackhawk # 201

**Jaw A, CW-1011
Shoulder gauge**

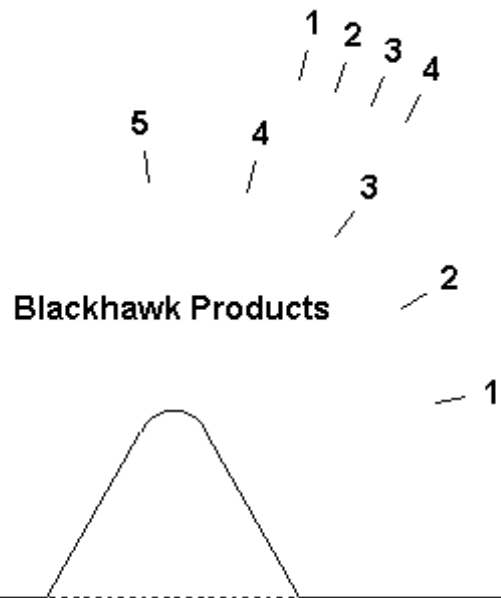
Taylor small pin F10-21



Blackhawk # 202

**Jaw A, CW-14MC
Shoulder gauge**

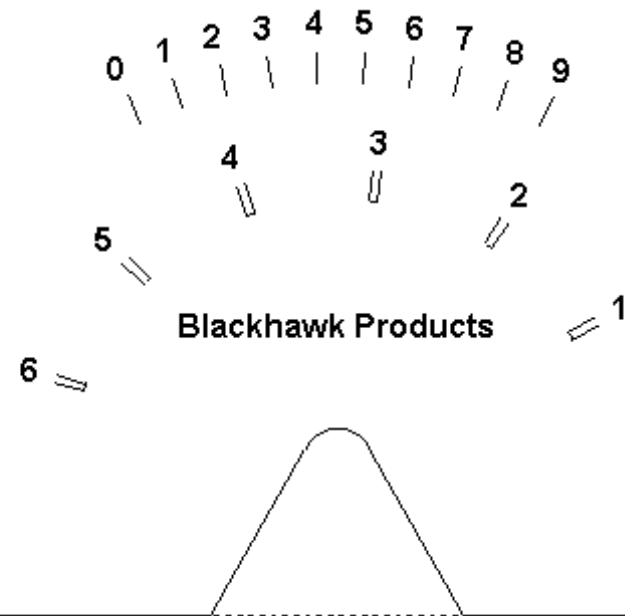
Telephone locks



Blackhawk # 203

**Jaw A, CW-1014
Shoulder gauge**

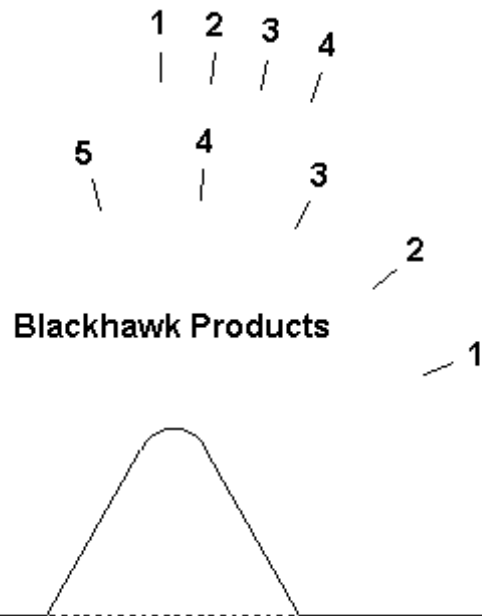
Weiser



Blackhawk # 204

**Jaw A, CW-1011
Shoulder gauge**

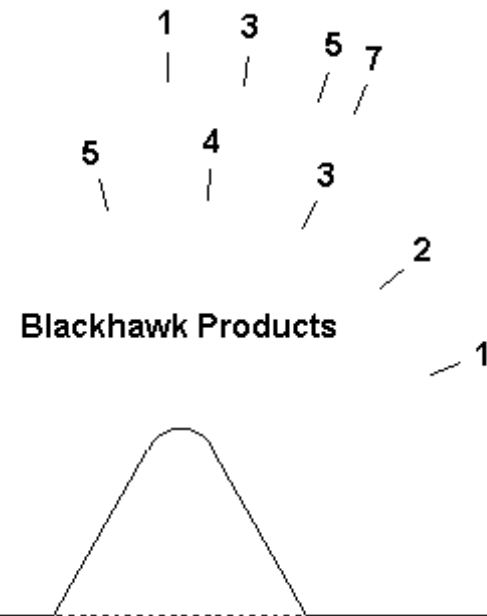
XL mailbox locks K1-1000



Blackhawk # 205

**Jaw A, CW-1011
Shoulder gauge**

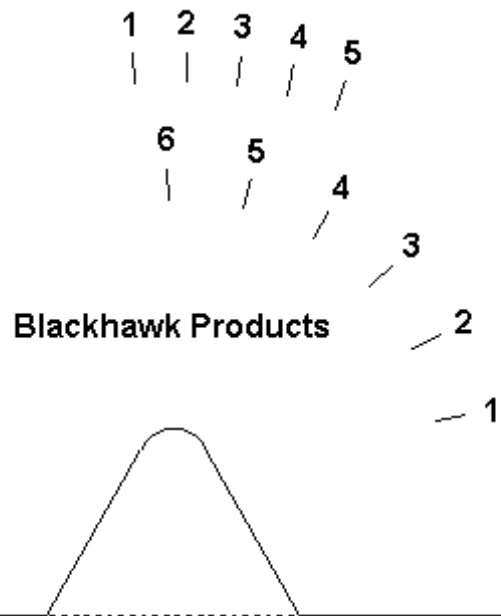
XL mailbox locks X and XL series



Blackhawk # 206

**Jaw A, CW-1011
Shoulder gauge**

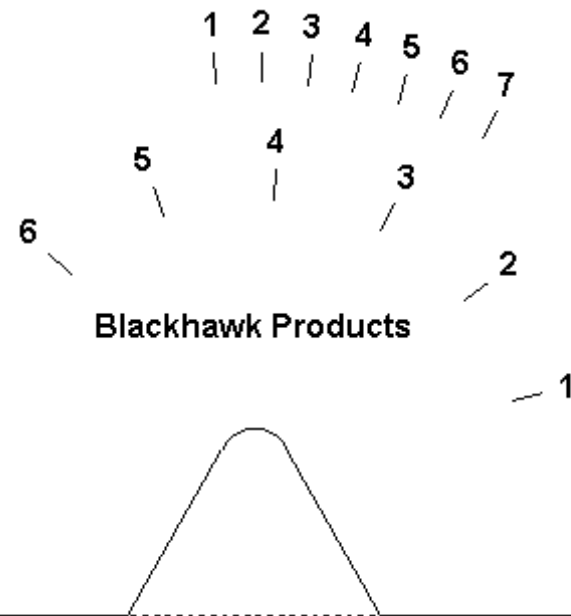
Yale wafer



Blackhawk # 207

**Jaw A, CW-14MC
Shoulder gauge**

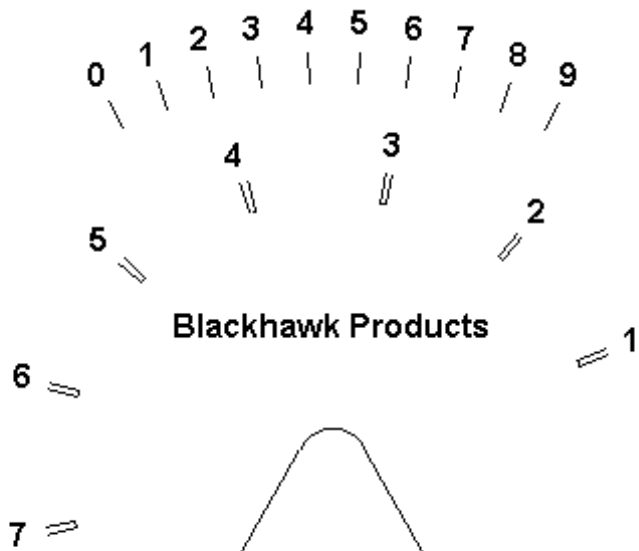
Yale small pin



Blackhawk # 208

**Jaw A, CW-14MC
Shoulder gauge**

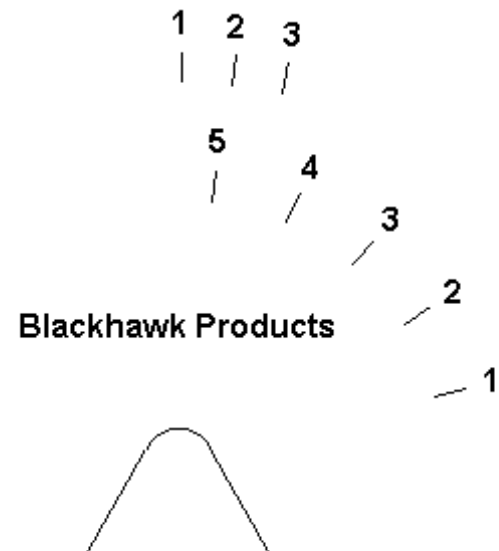
Yale large pin



Blackhawk # 209

**Jaw A, CW-1011
Shoulder gauge**

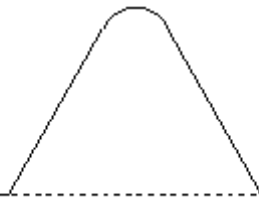
Yamaha motorcycle



Blackhawk # 210

**Jaw A, CW-1011
Shoulder gauge**

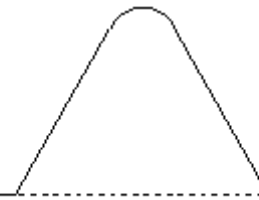
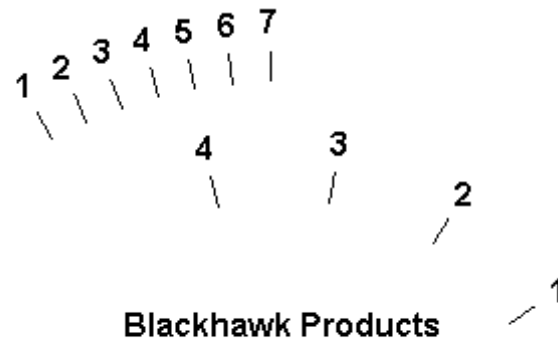
Overhead doors (Ilco pin)



Blackhawk # 211

**Jaw A, CW-1011
Shoulder gauge**

Ilco pin H, X, and XH series

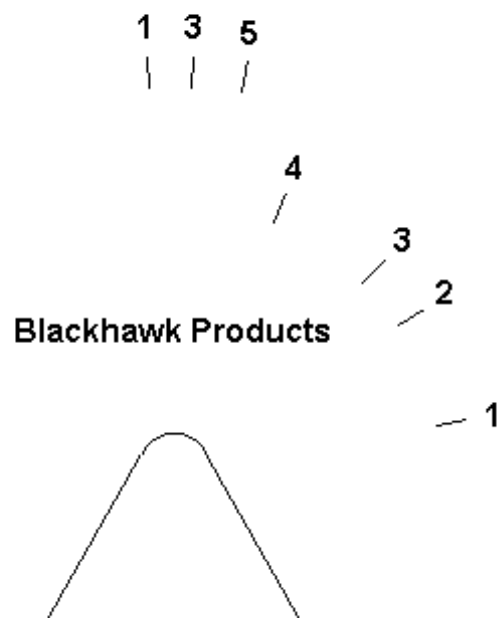


Blackhawk # 212

**Jaw A, CW-1011
Shoulder gauge**

Pundra A, K, and S series, side A

Side A is on the right when the bow is up, tip is down, and the grooves are facing you. Side B is on the left.

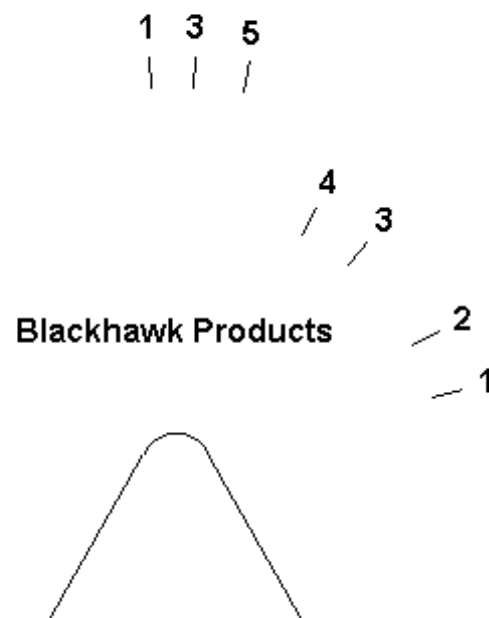


Blackhawk # 213

**Jaw A, CW-1011
Shoulder gauge**

Pundra E, K, and S series, side B

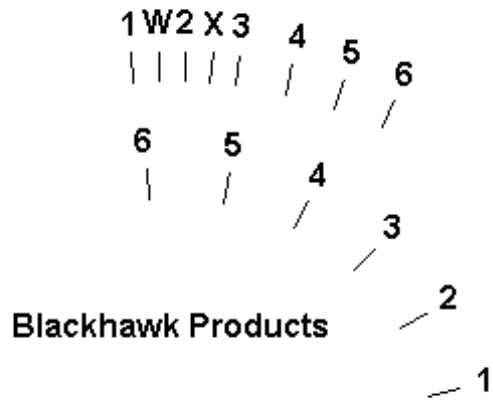
Side A is on the right when the bow is up, tip is down, and the grooves are facing you. Side B is on the left.



Blackhawk # 214

**Jaw A, CW-1011
Shoulder gauge**

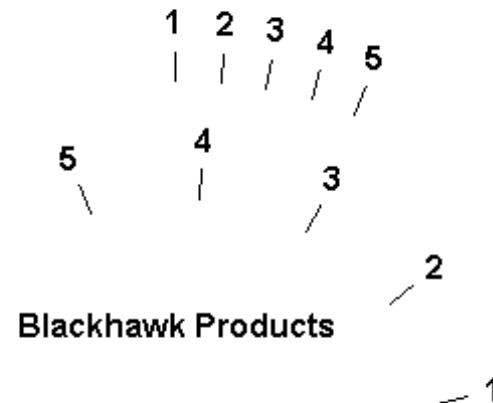
Hudson/Corbin 6-wafer



Blackhawk # 215

**Jaw B, CW-1011
Shoulder gauge**

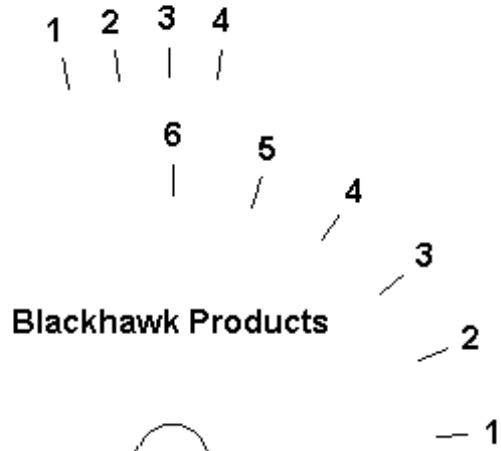
Plymouth AP series (1934)



Blackhawk # 216

**Jaw A, CW-1011
Shoulder gauge**

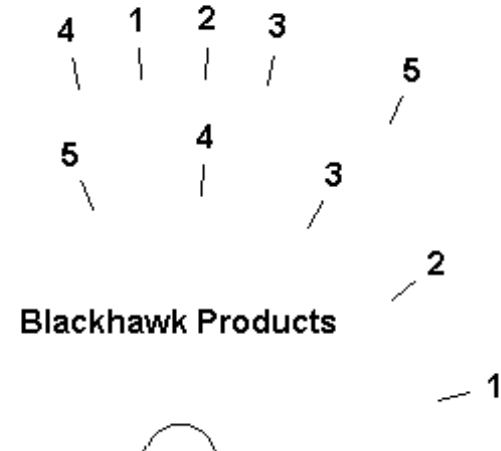
Sprint/Samurai U series



Blackhawk # 217

**Jaw A, CW-1011
Shoulder gauge**

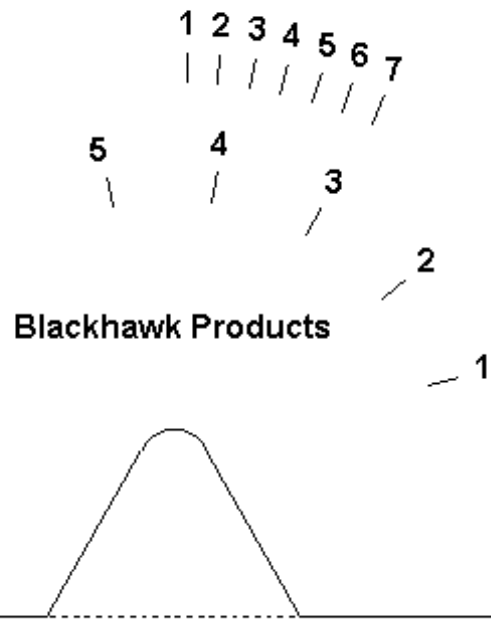
Old Chrysler series



Blackhawk # 218

**Jaw B, CW-1011
Shoulder gauge**

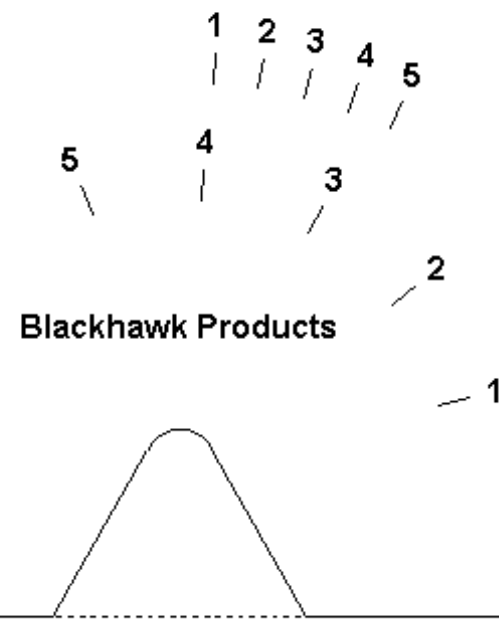
Old Ford series



Blackhawk # 219

**Jaw A, CW-1011
Shoulder gauge**

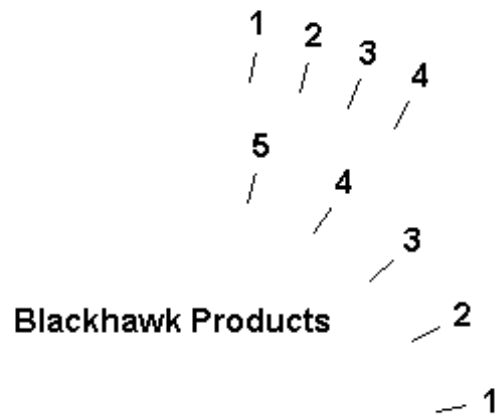
Old Chrysler series



Blackhawk # 220

**Jaw A, CW-1011
Shoulder gauge**

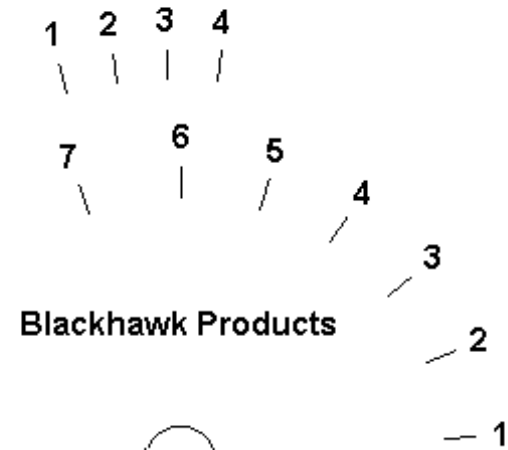
Old Chrysler (Yale padlock)



Blackhawk # 221

**Jaw A, CW-1011
Shoulder gauge**

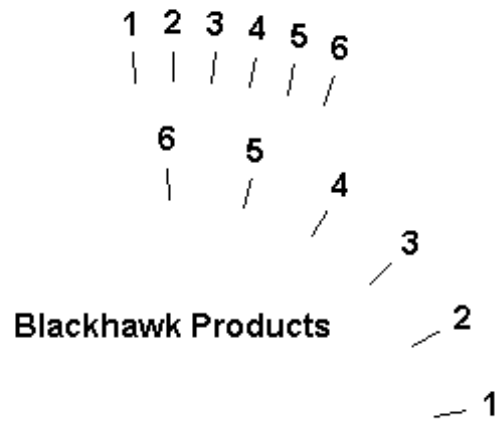
Kia Sephia and Sportage



Blackhawk # 222

**Jaw A, CW-1011
Shoulder gauge**

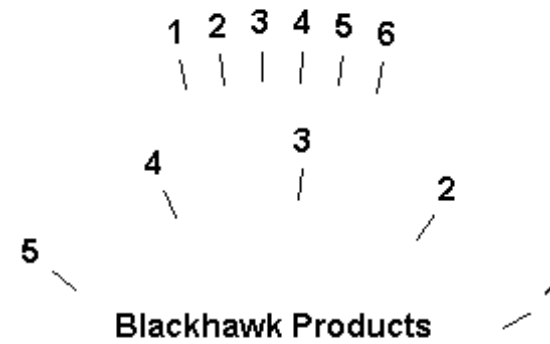
Fort/Dominion wafer



Blackhawk # 223

**Jaw A, CW-1011
Shoulder gauge**

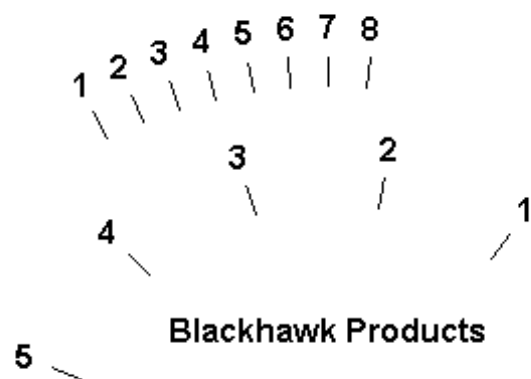
Metal-Rousseau E and X series



Blackhawk # 224

**Jaw A, CW-1011
Shoulder gauge**

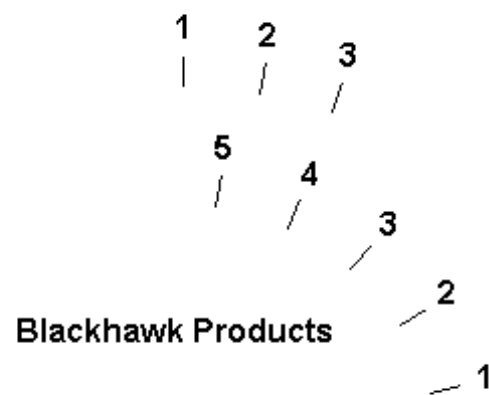
Canadian letter box P1001-6424



Blackhawk # 225

**Jaw A, CW-1011
Shoulder gauge**

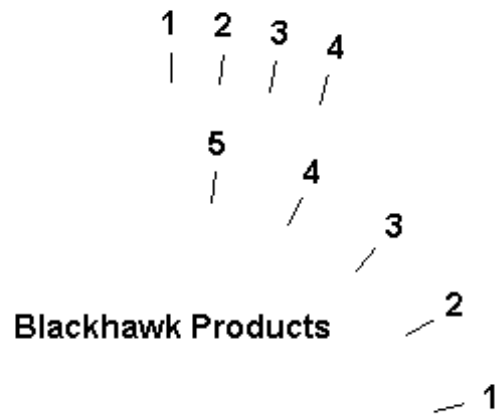
Lowe & Fletcher



Blackhawk # 226

**Jaw A, CW-1011
Shoulder gauge**

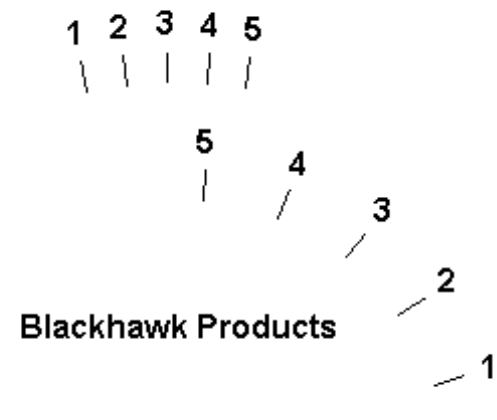
Jasper office furniture



Blackhawk # 227

**Jaw A, CW-1011
Shoulder gauge**

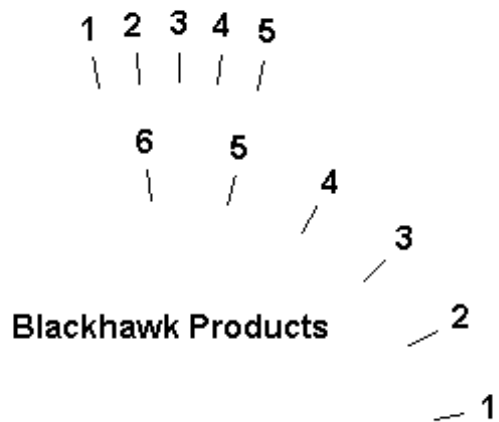
Huwil furniture



Blackhawk # 228

**Jaw A, CW-1011
Shoulder gauge**

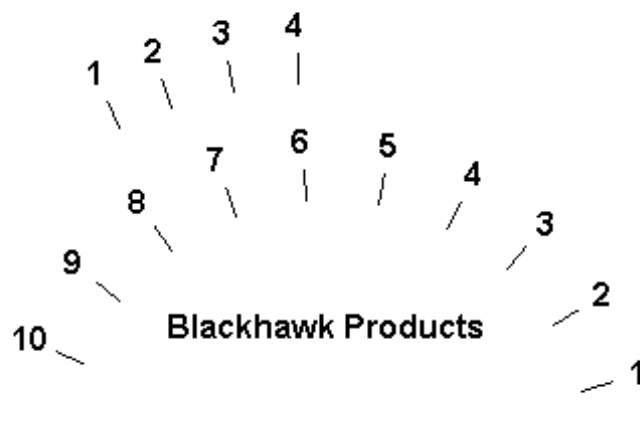
Dom furniture locks



Blackhawk # 229

**Jaw A, CW-1011
Horseshoe tip stop**

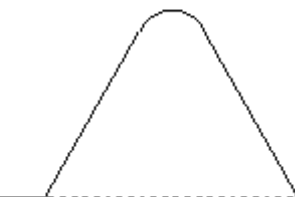
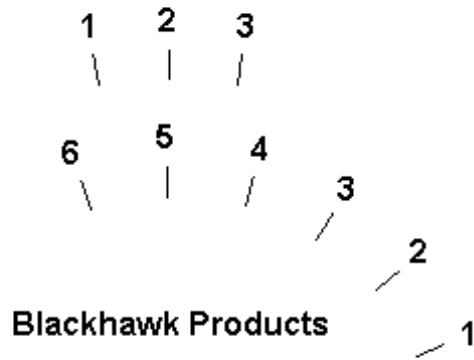
Ford Aspire



Blackhawk # 230

**Jaw A, CW-1011
Shoulder gauge**

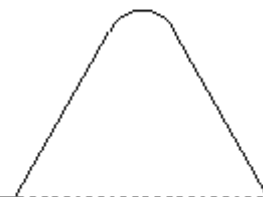
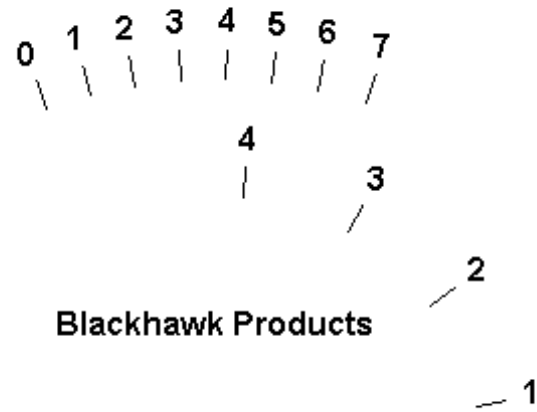
Club steering wheel lock



Blackhawk # 231

**Jaw B, CW-1011
Shoulder gauge**

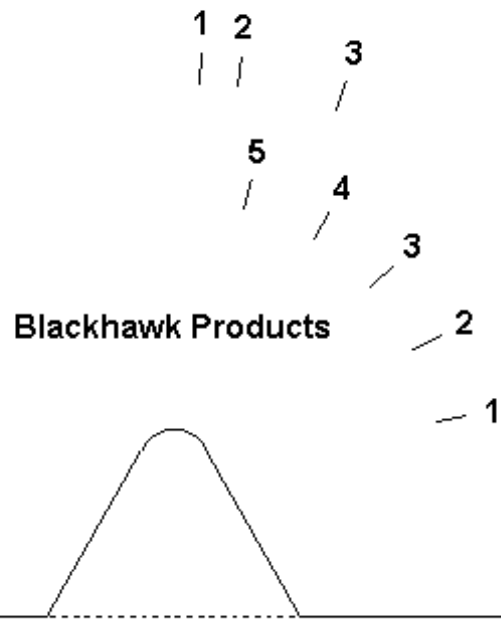
Steelcase S100-200 (Chicago pin)



Blackhawk # 232

**Jaw A, CW-1011
Shoulder gauge**

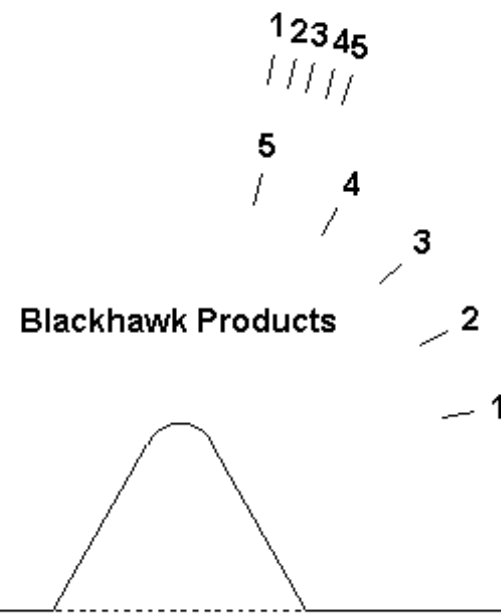
Bargman



Blackhawk # 233

**Jaw A, CW-1011
Shoulder gauge**

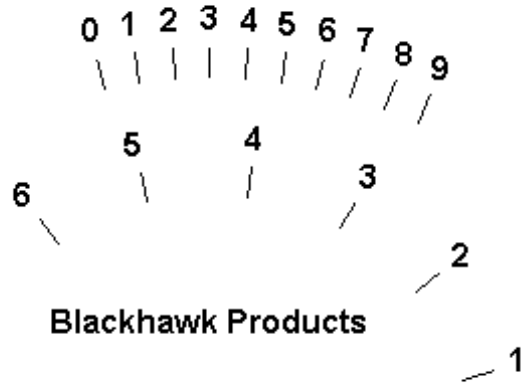
Furniture locks (Dom)



Blackhawk # 234

**Jaw A, CW-1011
Shoulder gauge**

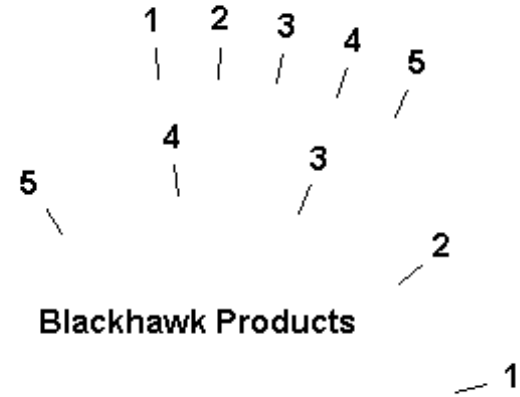
Corbin pin



Blackhawk # 235

**Jaw A, CW-1011
Shoulder gauge**

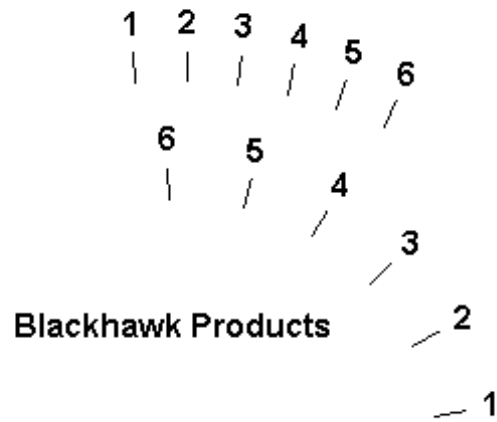
Amsec (medium depths)



Blackhawk # 236

**Jaw A, CW-1011
Shoulder gauge**

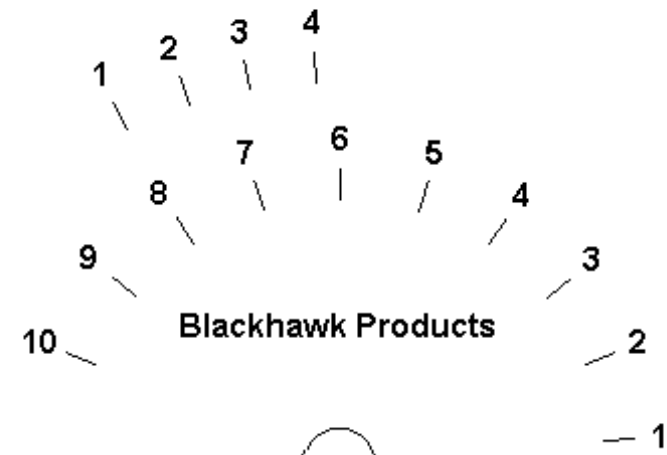
All-Lock/Hurd



Blackhawk # 237

**Jaw A, CW-1011
Shoulder gauge**

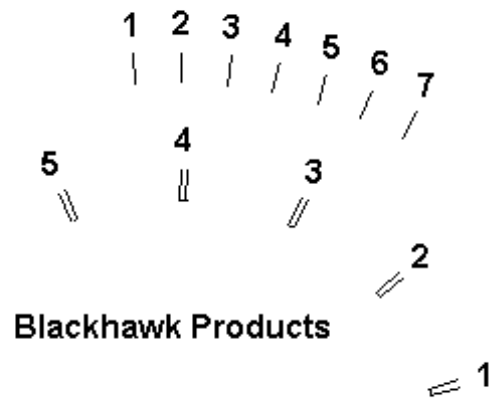
Volvo DF series



Blackhawk # 238

**Jaw A, CW-14MC
Shoulder gauge**

LeFebure T-handles



Blackhawk # 239

**Jaw A, CW-1011
Horseshoe tip stop**

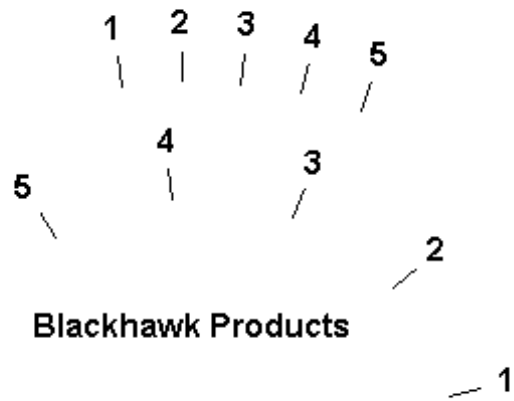
Chrysler M series 1998+



Blackhawk # 240

**Jaw A, CW-1011
Shoulder gauge**

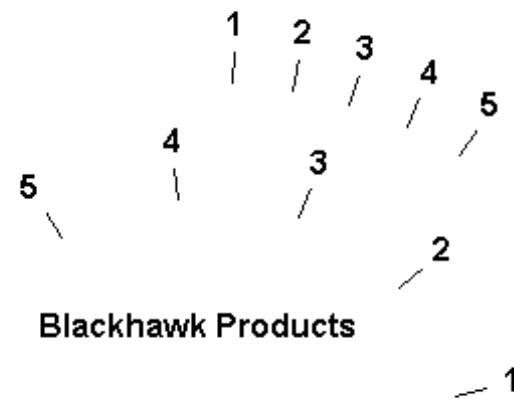
Amsec (shallow depths)



Blackhawk # 241

**Jaw A, CW-1011
Shoulder gauge**

Amsec (deeper depths)

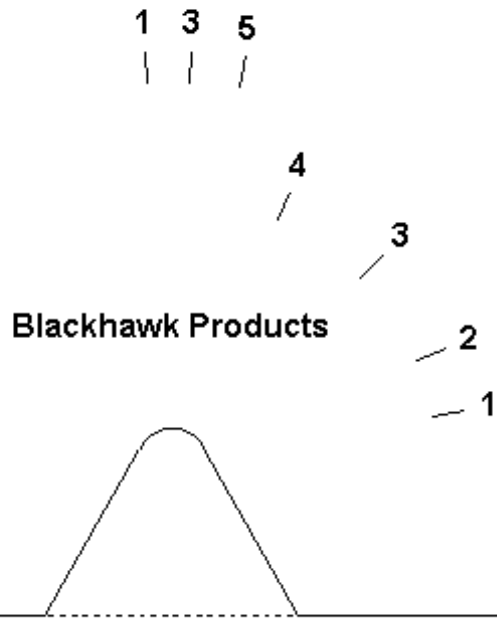


Blackhawk # 242

**Jaw A, CW-1011
Shoulder gauge**

Precision E1-1600 (Pundra A side)

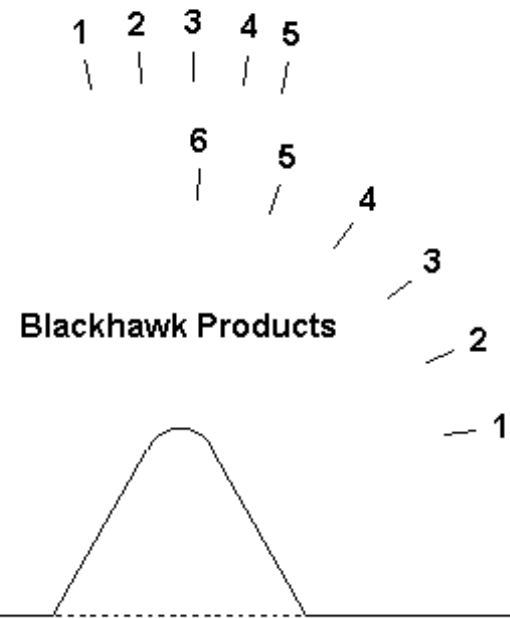
Side A is on the right when the bow is up, tip is down, and the grooves are facing you. Side B is on the left.



Blackhawk # 243

**Jaw A, CW-1011
Shoulder gauge**

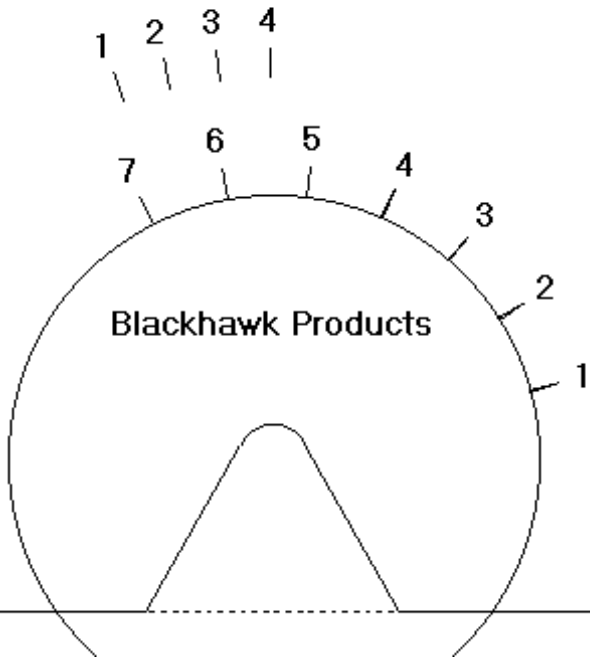
General Motors 1934 (B&S double-bit)



Blackhawk # 244

**Jaw A, CW-14MC
Shoulder gauge**

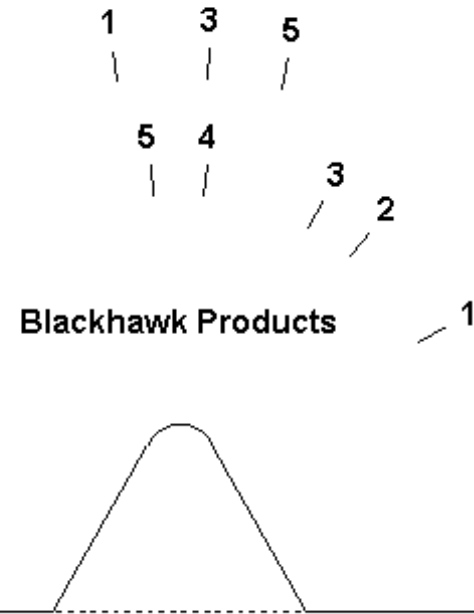
Yamaha A7001-8500



Blackhawk # 245

**Jaw A, CW-1011
Shoulder gauge**

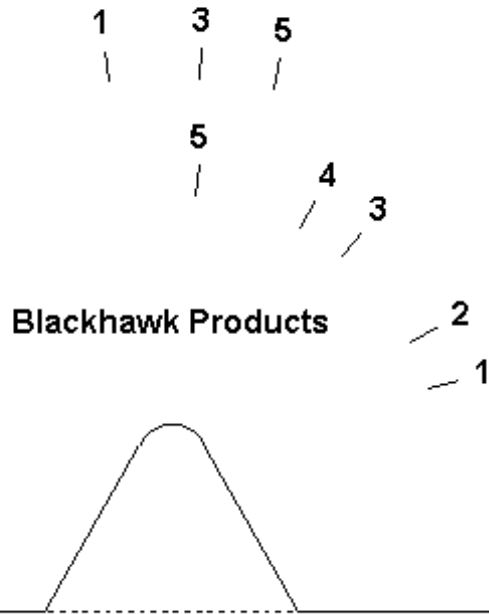
Storwall B1-1200 (Pundra long side)



Blackhawk # 246

**Jaw A, CW-1011
Shoulder gauge**

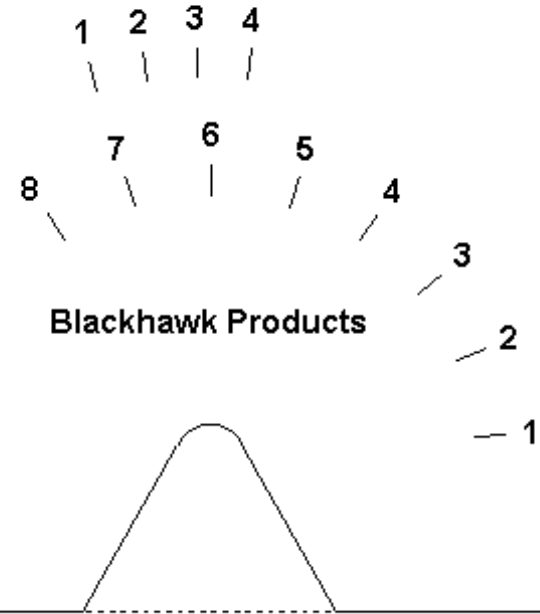
Storwall B1-1200 (Pundra short side)



Blackhawk # 247

**Jaw A, CW-14MC
Shoulder gauge**

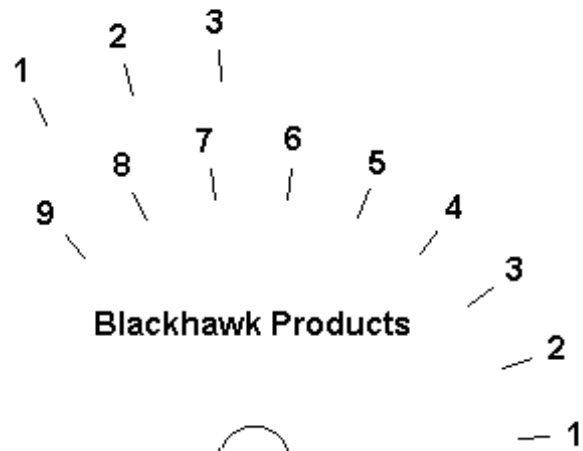
Kia Y2001-3000



Blackhawk # 248

**Jaw A, CW-1011
Shoulder gauge**

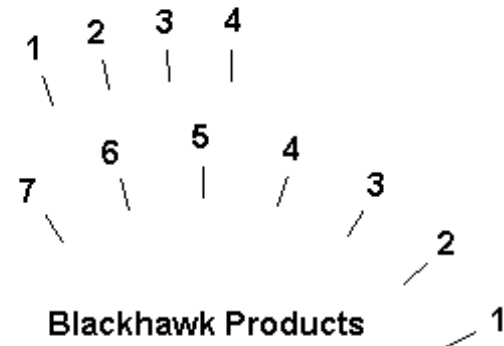
Fiat W1.9640



Blackhawk # 249

**Jaw A, CW-1011
Shoulder gauge**

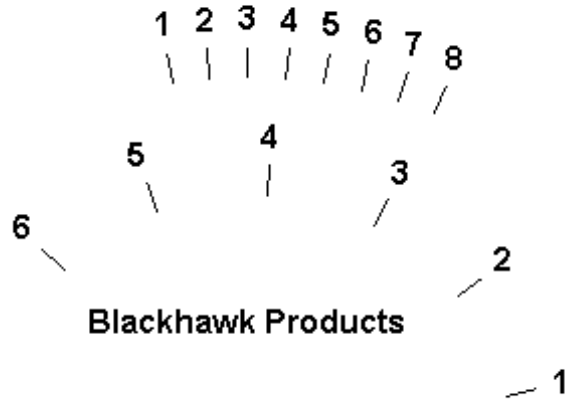
Lada T and TU series



Blackhawk # 250

**Jaw A, CW-1011
Shoulder gauge**

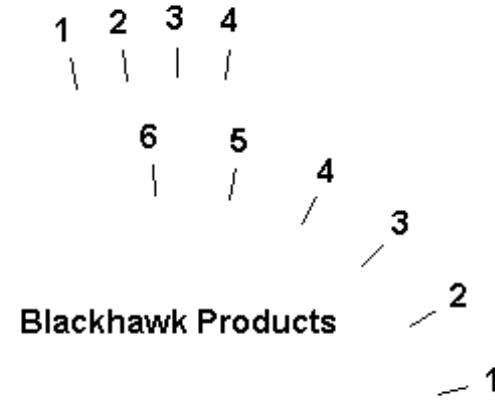
Bentley/Rolls Royce 1930-1992



Blackhawk # 251

**Jaw A, CW-1011
Shoulder gauge**

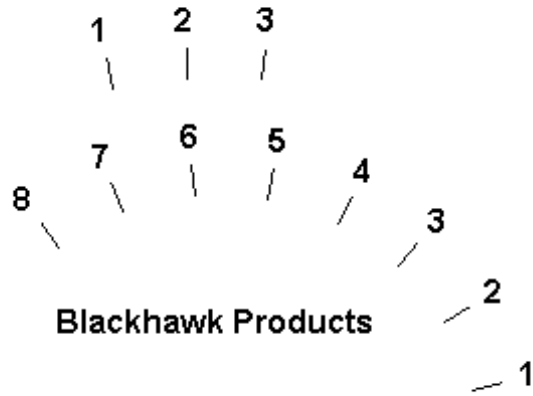
European Ford (L&F)



Blackhawk # 252

**Jaw A, CW-1011
Shoulder gauge**

European Ford (L&F)

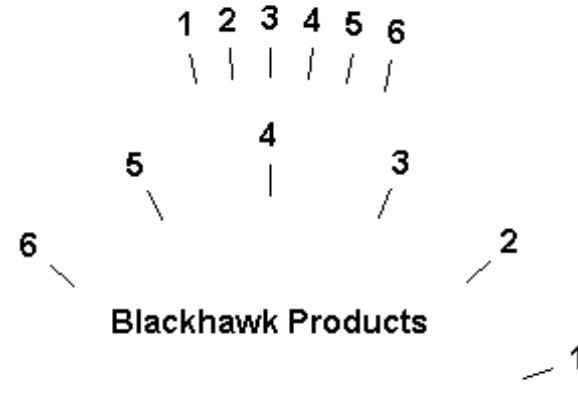


Blackhawk # 253

**Jaw A, CW-1011
Shoulder gauge**

Bentley/Rolls Royce 1992+

For a valet key (1992-96) use UB84721 and change the 5th cut to a 4. For 1997 and later use transponder keys: UV10353PC (Rolls master), UV10354PC (Bentley master) and UV10355PC (valet).

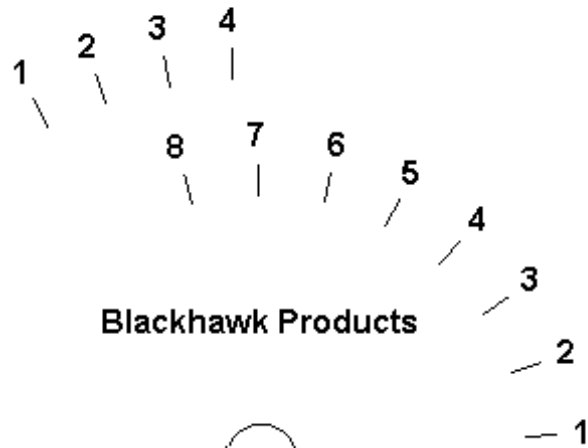


Blackhawk # 254

**Jaw A, CW-1011
Red tip stop**

Mitsubishi Galant 1999+

Cutting dimensions are for a blank .330 in height. If blank is .350, trim .010 from each edge for 1.024 inches from the tip before cutting a key.



Blackhawk # 255

**Jaw A, CW-1011
Shoulder gauge**

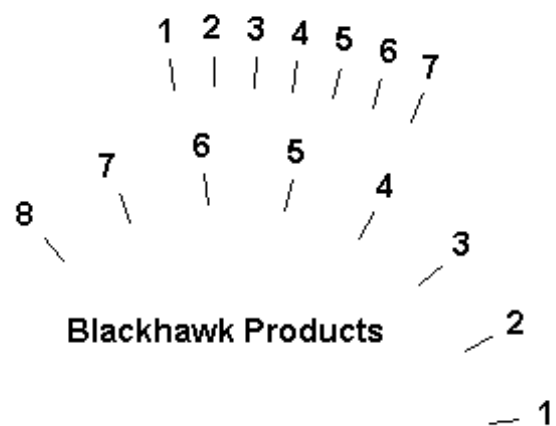
Furniture locks (Dom)



Blackhawk # 256

**Jaw A, CW-1011
Shoulder gauge**

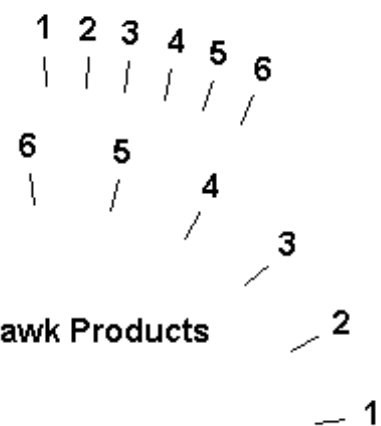
Furniture locks (Dom)



Blackhawk # 257

**Jaw A, CW-1011
Shoulder gauge**

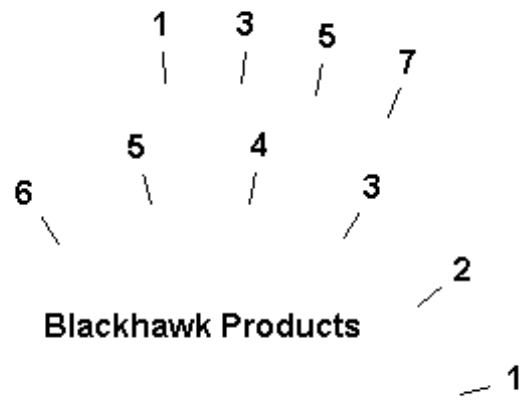
Furniture locks (Dom)



Blackhawk # 258

**Jaw A, CW-1011
Shoulder gauge**

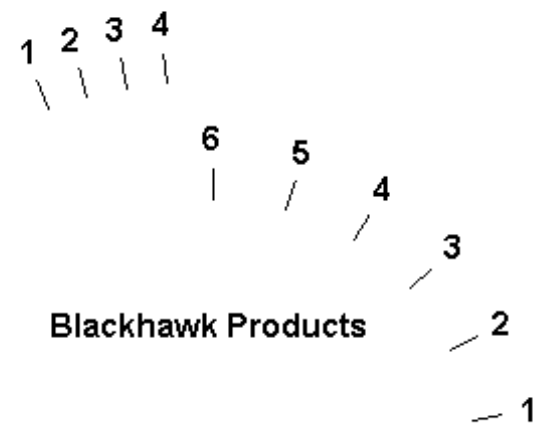
Furniture and Mercedes (Dom)



Blackhawk # 259

**Jaw A, CW-1011
Shoulder gauge**

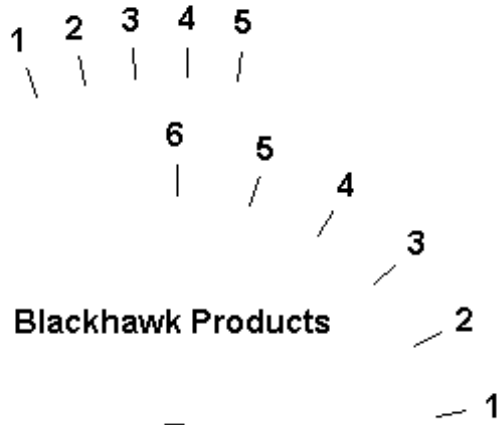
Dominion/Ilco cam locks



Blackhawk # 260

**Jaw A, CW-1011
Shoulder gauge**

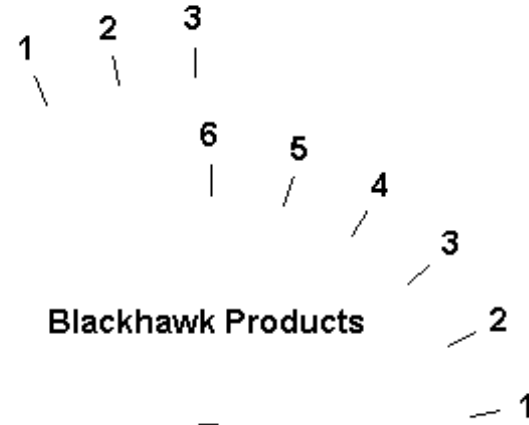
Dominion/Ilco cam locks



Blackhawk # 261

**Jaw A, CW-1011
Shoulder gauge**

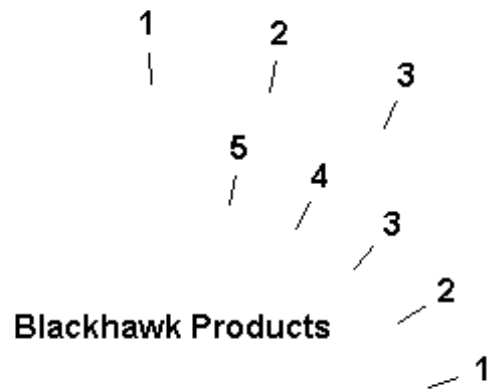
Dominion/Ilco cam locks



Blackhawk # 262

**Jaw A, CW-1011
Shoulder gauge**

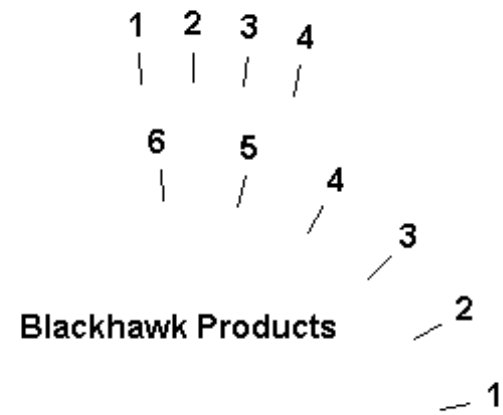
Haefele (Las)



Blackhawk # 263

**Jaw A, CW-1011
Shoulder gauge**

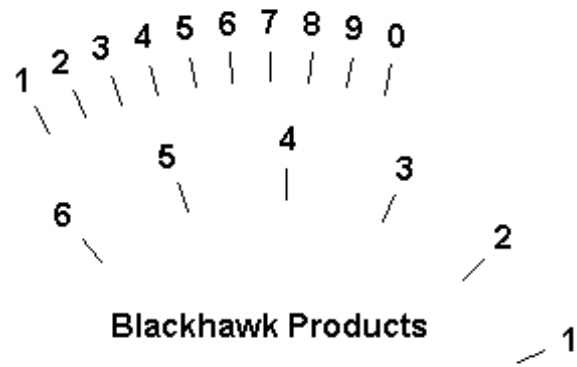
Lockwood cam locks



Blackhawk # 264

**Jaw A, CW-1011
Shoulder gauge**

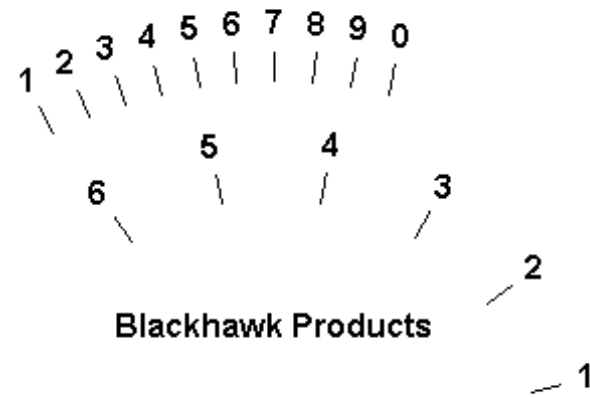
Oval push-in locks (Lockwood pin)



Blackhawk # 265

**Jaw A, CW-1011
Shoulder gauge**

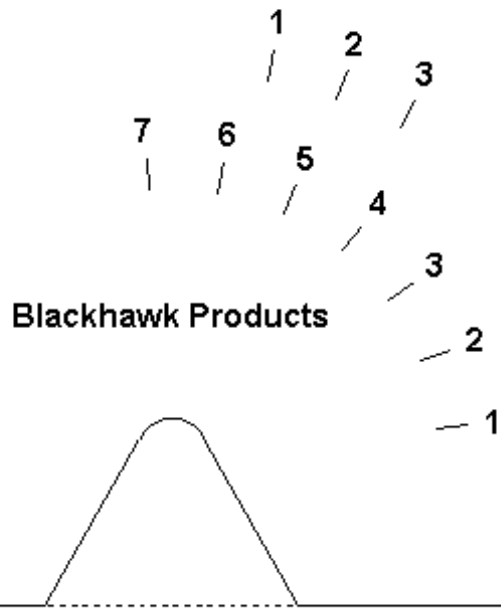
Padlocks, cam locks (Lockwood)



Blackhawk # 266

**Jaw A, CW-1011
Shoulder gauge**

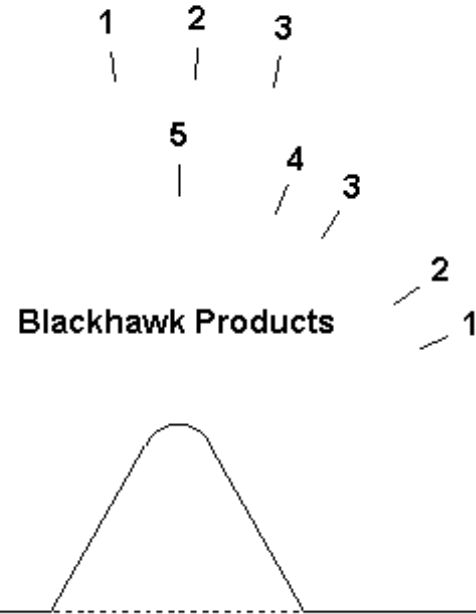
Furniture and cam locks (L&F)



Blackhawk # 267

**Jaw A, CW-1011
Shoulder gauge**

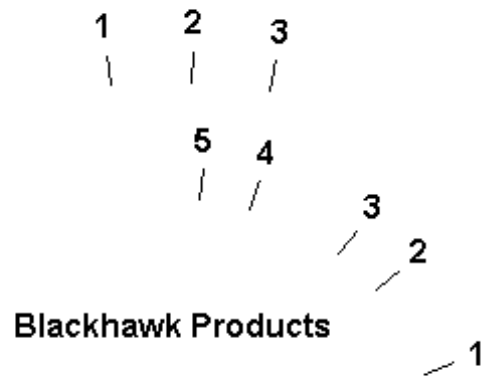
Brownbuilt Namco furniture short side (L&F)



Blackhawk # 268

**Jaw A, CW-1011
Shoulder gauge**

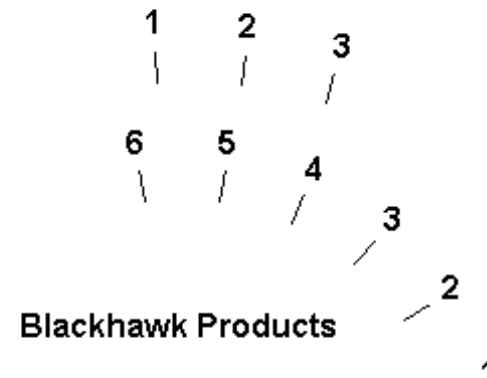
Brownbuilt Namco furniture long side (L&F)



Blackhawk # 269

**Jaw A, CW-1011
Shoulder gauge**

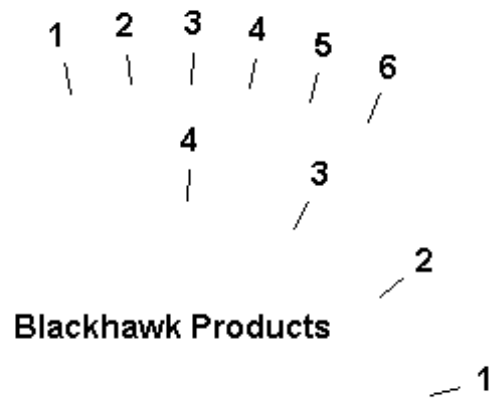
Furniture locks (Union)



Blackhawk # 270

**Jaw A, CW-1011
Shoulder gauge**

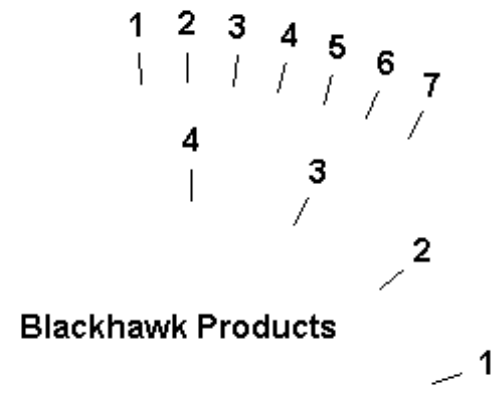
Furniture locks (Union)



Blackhawk # 271

**Jaw A, CW-1011
Shoulder gauge**

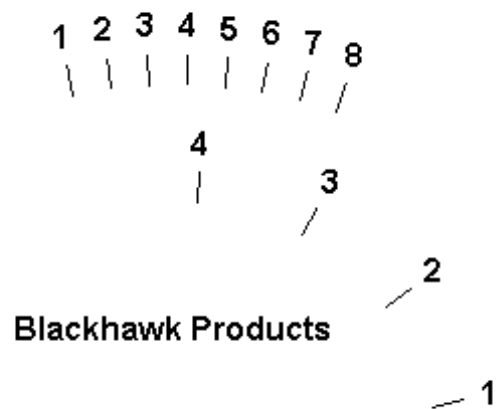
Roneo files (Yale pin)



Blackhawk # 272

**Jaw A, CW-1011
Shoulder gauge**

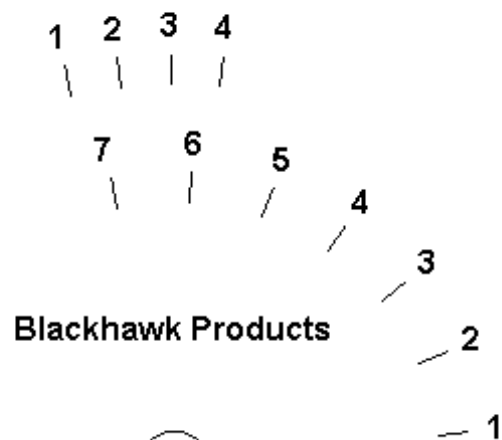
Roneo files (Yale pin)



Blackhawk # 273

**Jaw A, CW-1011
Shoulder gauge**

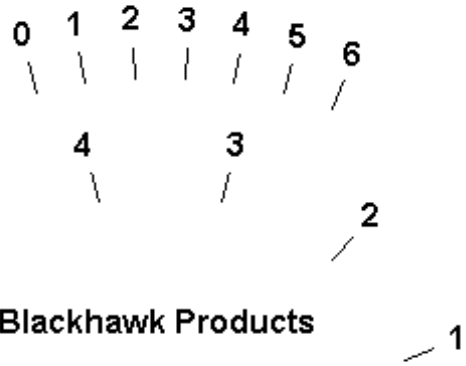
Lowe & Fletcher



Blackhawk # 274

**Jaw A, CW-1011
Shoulder gauge**

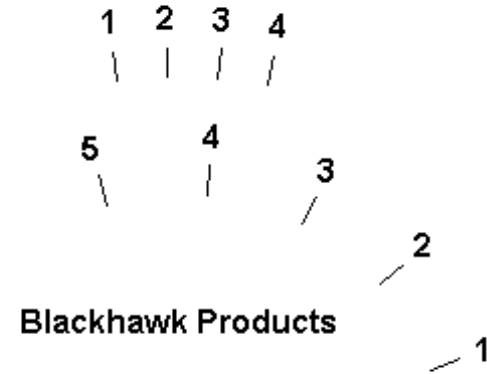
Holga files (Eagle pin)



Blackhawk # 275

**Jaw A, CW-1011
Shoulder gauge**

XL mailboxes S1-1000

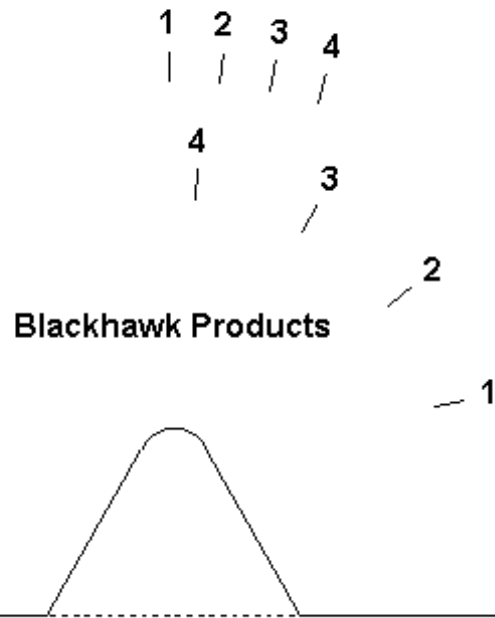


Blackhawk # 276

**Jaw B, CW-1011
Shoulder gauge**

Office furniture (Meroni)

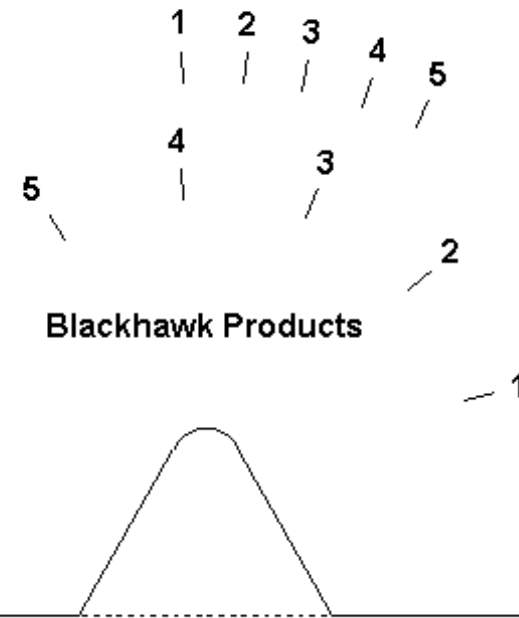
An XL7 Ilco blank can be modified to work: Reduce the blade height to .235 and shorten to 4-pin length.



Blackhawk # 277

**Jaw A, CW-1011
Shoulder gauge**

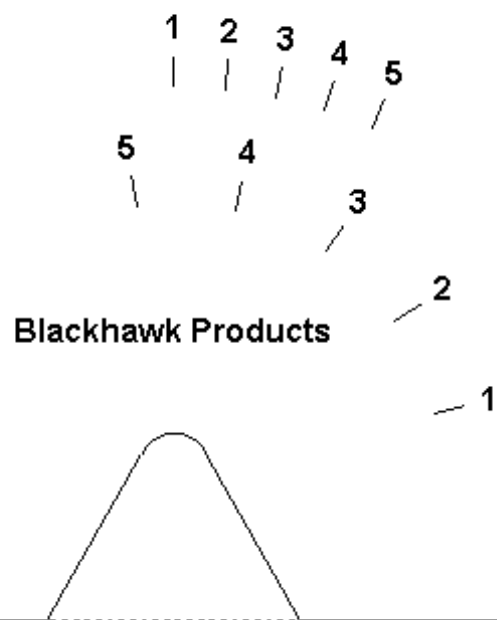
Kumahira Saga Security safes



Blackhawk # 278

**Jaw B, CW-1011
Shoulder gauge**

S&G and Shaw-Walker safe files (Hurd)

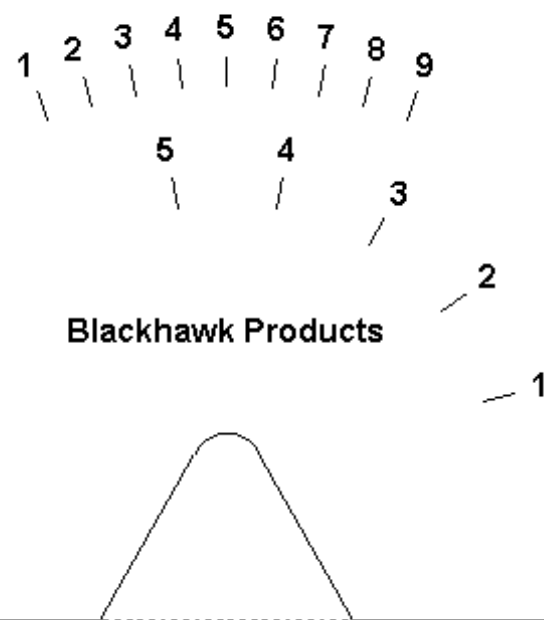


Blackhawk # 279

**Jaw A, CW-1011
Shoulder gauge**

Art Steel files (Eagle pin)

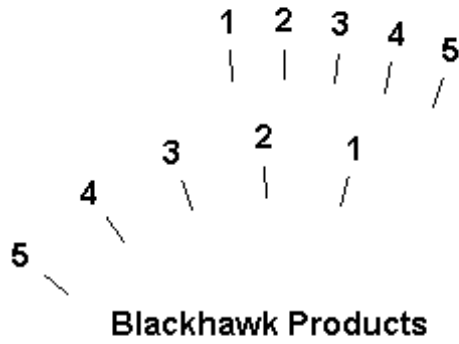
Blank may need to be shortened.



Blackhawk # 280

**Jaw A, CW-1011
Shoulder gauge**

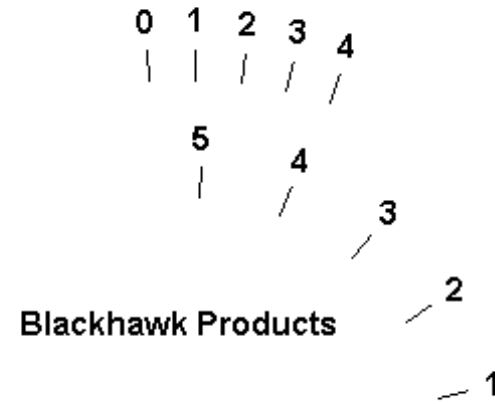
Ziplock bicycle lock (Yale wafer)



Blackhawk # 281

**Jaw A, CW-1011
Shoulder gauge**

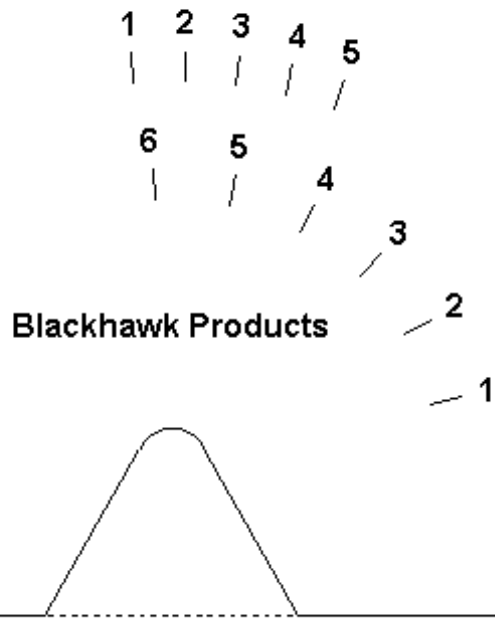
National 5-pin mailbox locks with close spacing



Blackhawk # 282

**Jaw A, CW-1011
Shoulder gauge**

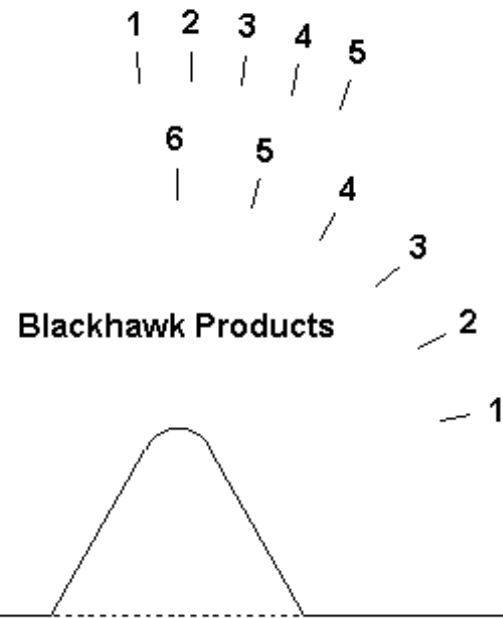
Tri/Mark 6-wafer



Blackhawk # 283

**Jaw A, CW-1011
Shoulder gauge**

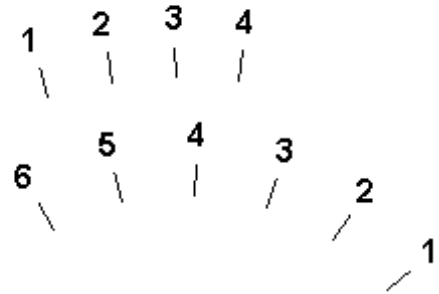
Tri/Mark 5 wafer



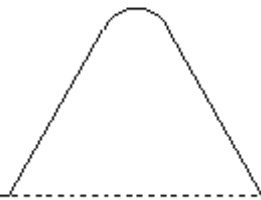
Blackhawk # 284

**Jaw A, CW-1011
Red tip stop**

Strattec utility locks using 322861 blank



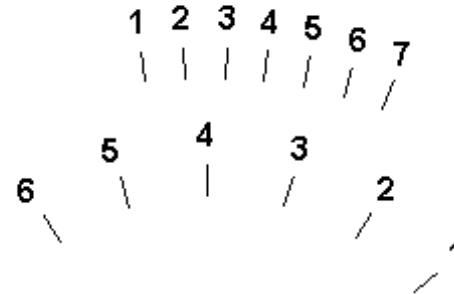
Blackhawk Products



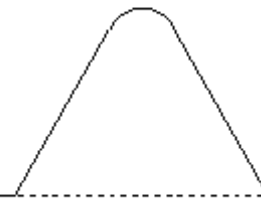
Blackhawk # 285

**Jaw A, CW-1011
Shoulder gauge**

Porsche FE1-2000



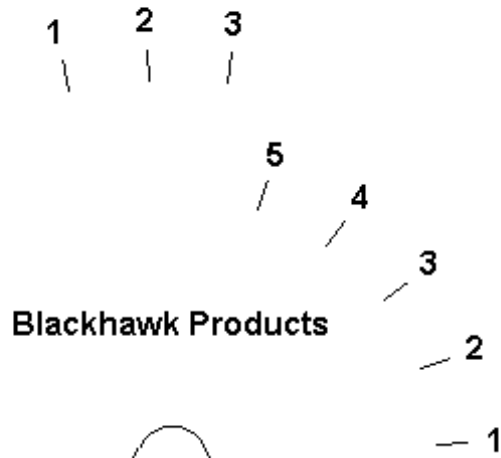
Blackhawk Products



Blackhawk # 286

**Jaw A, CW-1011
Shoulder gauge**

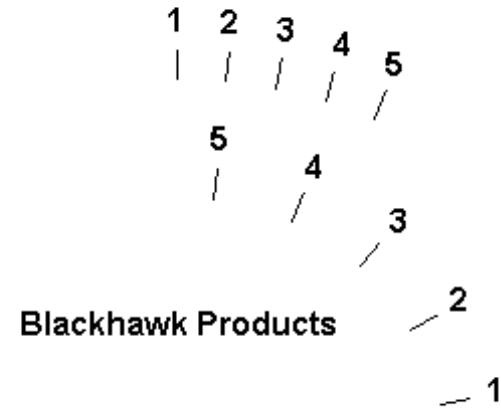
Harley Davidson 1-200



Blackhawk # 287

**Jaw A, CW-1011
Shoulder gauge**

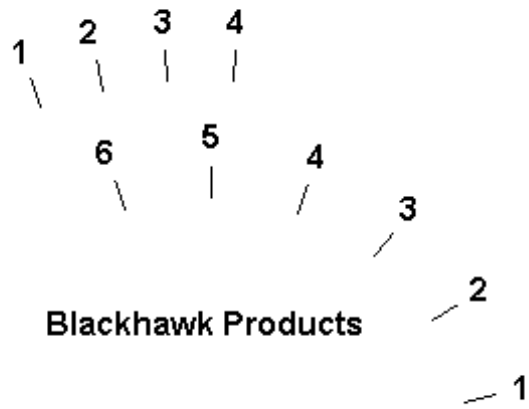
Piaggio, Vespa, and other cycles; 1-1625



Blackhawk # 288

**Jaw A, CW-1011
Shoulder gauge**

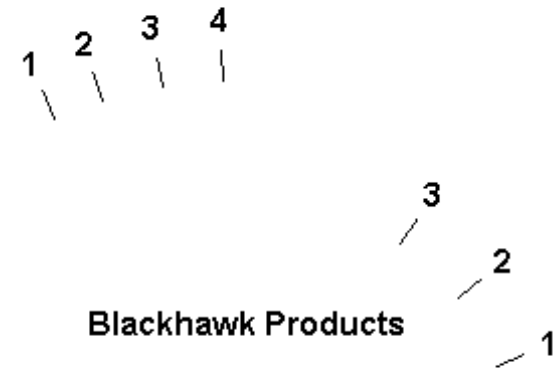
Piaggio 2001-3554 and 8001-9554



Blackhawk # 289

**Jaw A, CW-1011
Shoulder gauge**

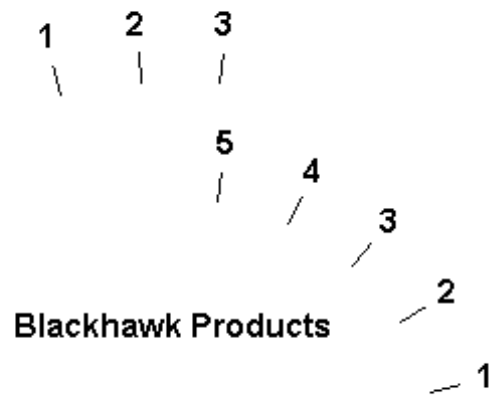
Mobella by Eskilstuna 800 series



Blackhawk # 290

**Jaw A, CW-1011
Shoulder gauge**

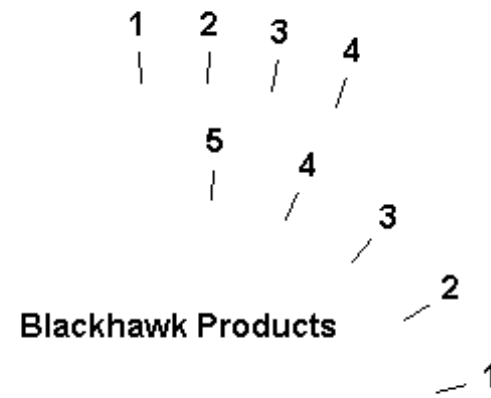
Thule ski racks (Lowe & Fletcher)



Blackhawk # 291

**Jaw A, CW-1011
Shoulder gauge**

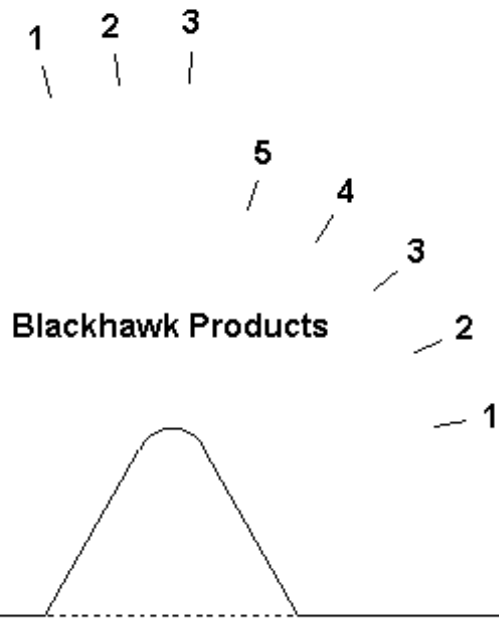
Thule, Simeca, Giussani, and Meroni



Blackhawk # 292

**Jaw A, CW-1011
Shoulder gauge**

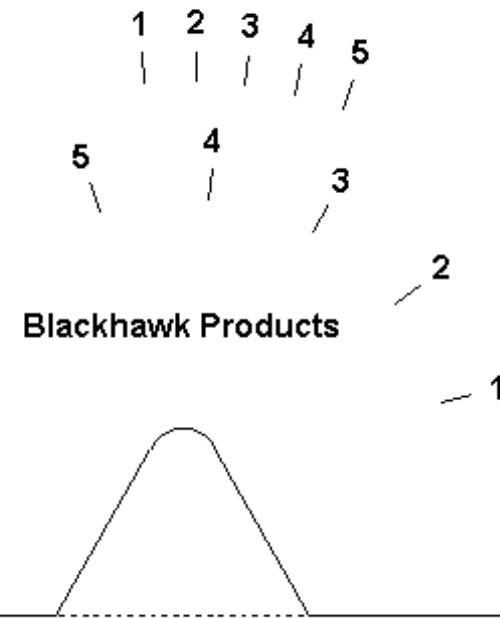
Ford SUV spare tire F001-025



Blackhawk # 293

**Jaw A, CW-1011
Shoulder gauge**

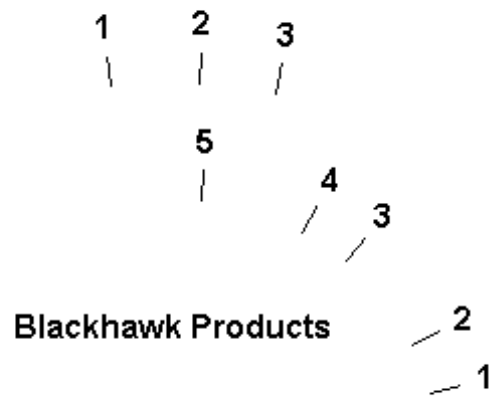
Meroni 401-694



Blackhawk # 294

**Jaw A, CW-1011
Shoulder gauge**

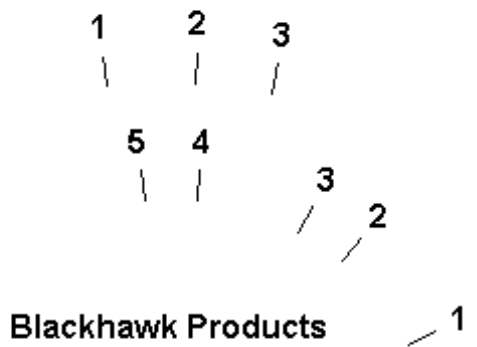
Pundra 1-1056 short side



Blackhawk # 295

**Jaw A, CW-1011
Shoulder gauge**

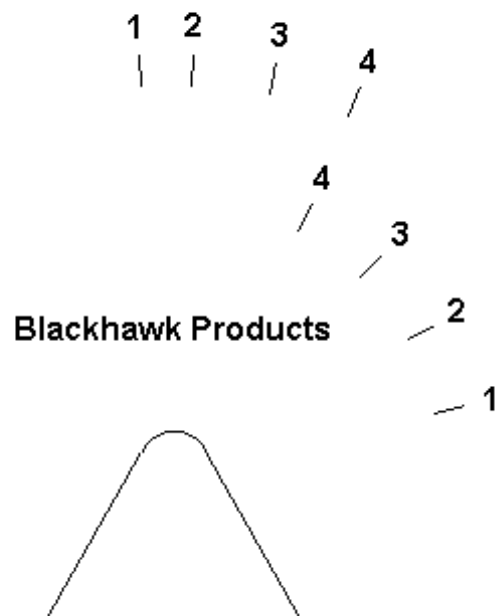
Pundra 1-1056 long side



Blackhawk # 296

**Jaw A, CW-1011
Shoulder gauge**

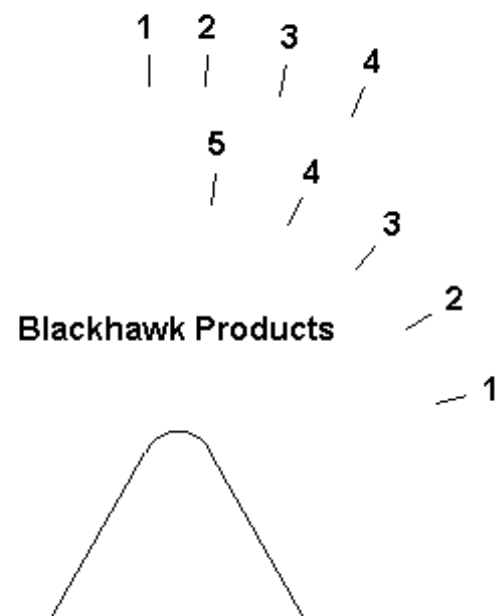
Meroni 4001-4187



Blackhawk # 297

**Jaw A, CW-1011
Shoulder gauge**

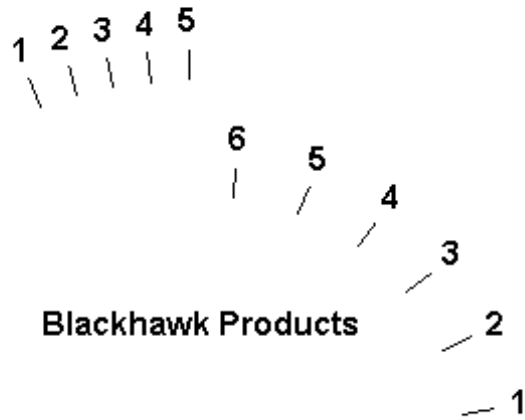
Meroni 9000 series



Blackhawk # 298

**Jaw A, CW-1011
Shoulder gauge**

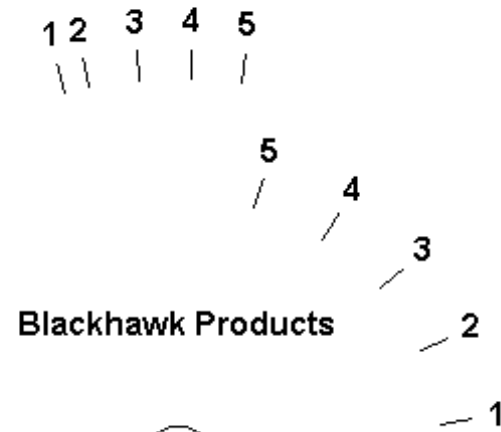
Craftsman 8001-9000



Blackhawk # 299

**Jaw A, CW-14MC
Shoulder gauge**

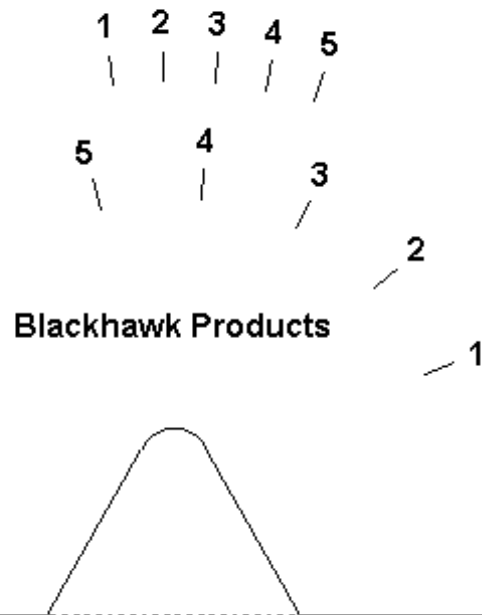
Tri/Mark double-sided



Blackhawk # 300

**Jaw A, CW-1011
Shoulder gauge**

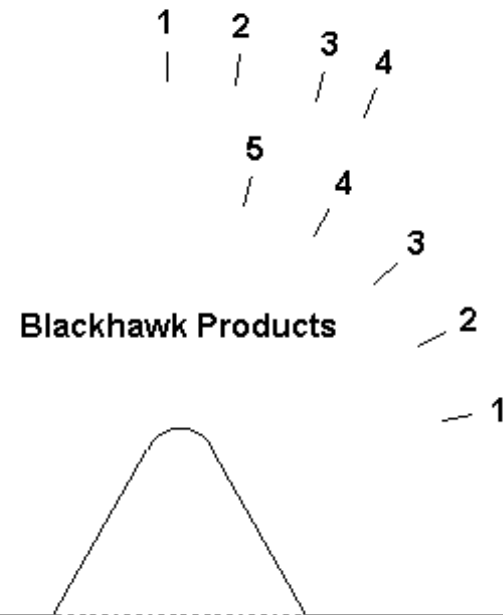
Tri/Mark 80001-81000



Blackhawk # 301

**Jaw A, CW-1011
Shoulder gauge**

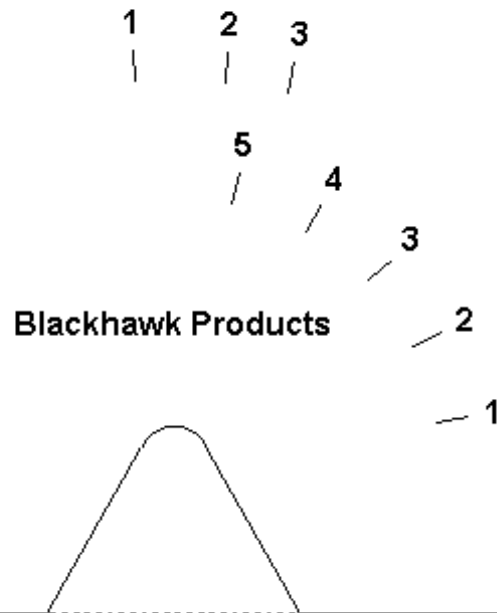
Teskey BT1-40



Blackhawk # 302

**Jaw A, CW-1011
Shoulder gauge**

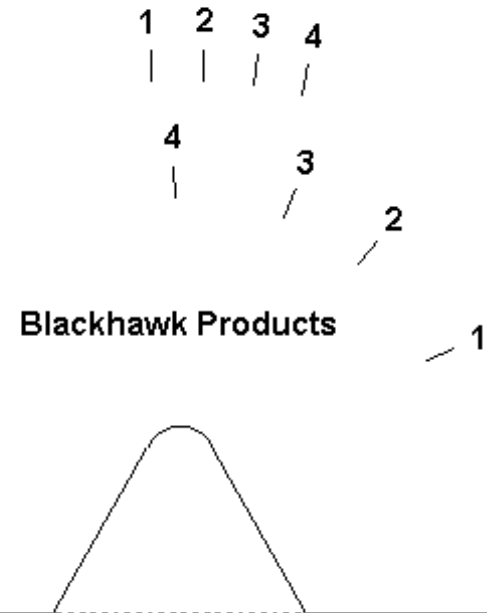
SRS Sales Taiwan files 1-10



Blackhawk # 303

**Jaw A, CW-1011
Shoulder gauge**

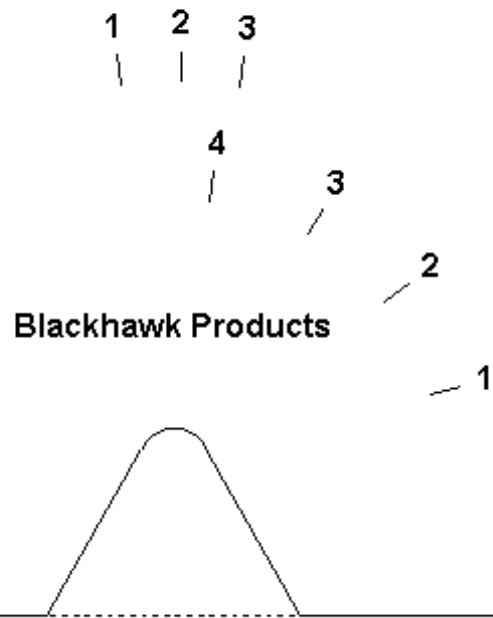
Hon 4 pin Taiwan files 1-10



Blackhawk # 304

**Jaw A, CW-1011
Shoulder gauge**

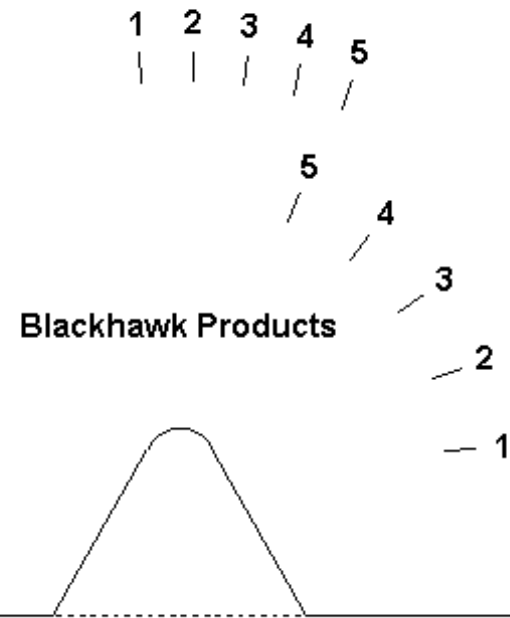
Anderson Hickey 1-10



Blackhawk # 305

**Jaw A, CW-1011
Shoulder gauge**

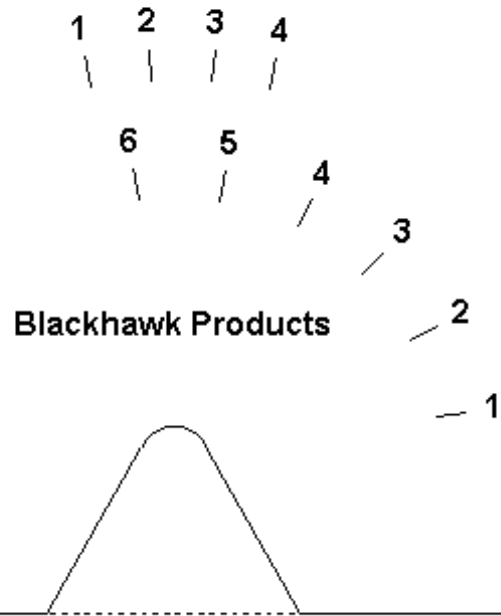
File cabinet cam locks GxxM



Blackhawk # 306

**Jaw A, CW-1011
Shoulder gauge**

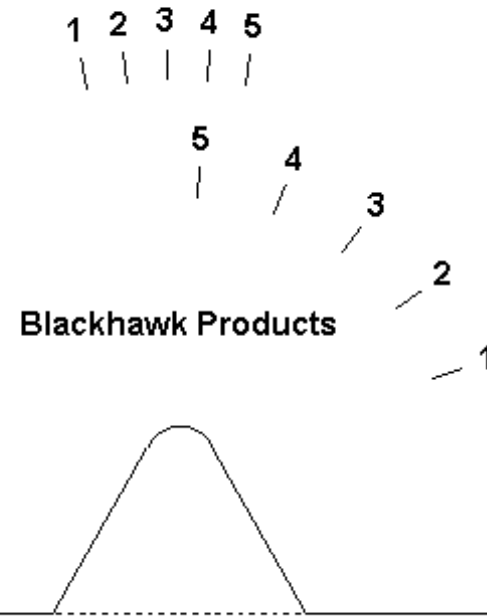
Huwil 3001A-4000



Blackhawk # 307

**Jaw A, CW-1011
Shoulder gauge**

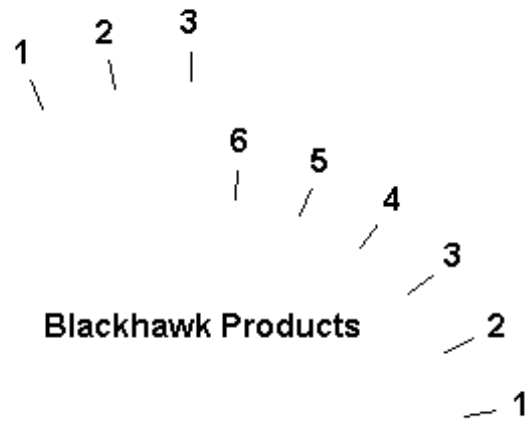
Huwil N1-1878



Blackhawk # 308

**Jaw A, CW-1011
Shoulder gauge**

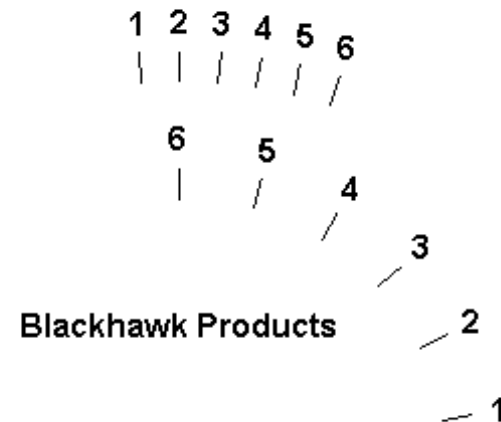
Fort double-sided. Cut full combination on both sides.



Blackhawk # 309

**Jaw A, CW-1011
Shoulder gauge**

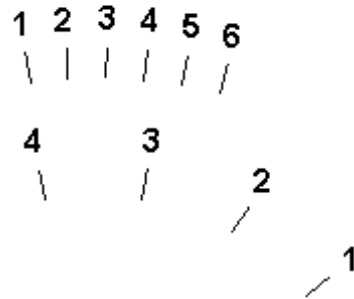
Hurd, Fort



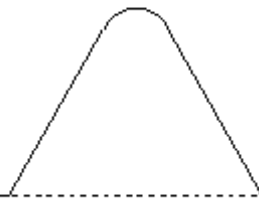
Blackhawk # 310

**Jaw A, CW-1011
Shoulder gauge**

Metal Rousseau



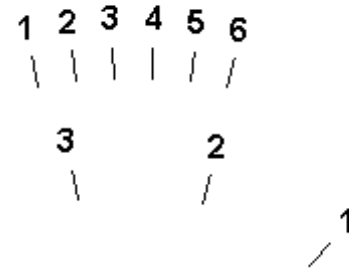
Blackhawk Products



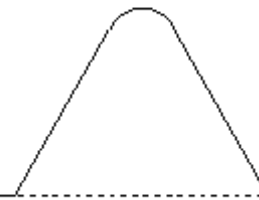
Blackhawk # 311

**Jaw A, CW-1011
Shoulder gauge**

Metal Rousseau



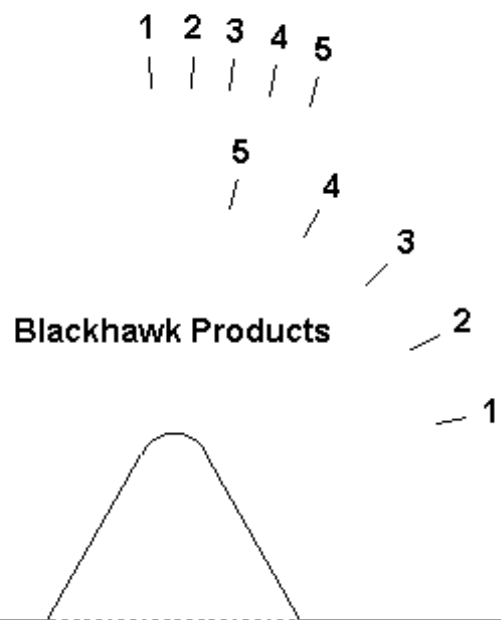
Blackhawk Products



Blackhawk # 312

**Jaw A, CW-1011
Shoulder gauge**

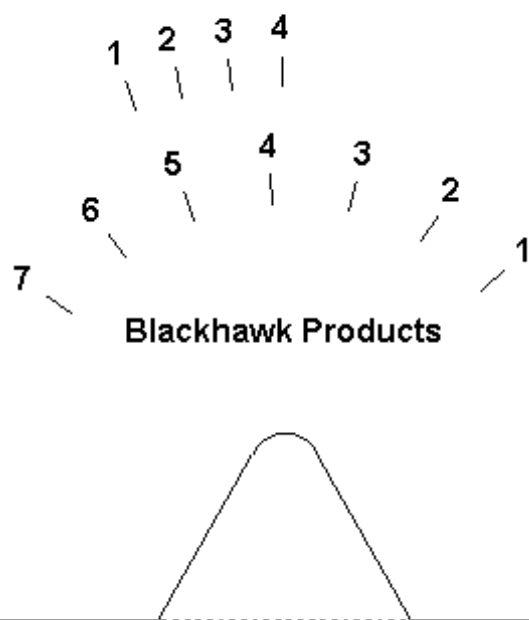
Dom 80138-80748



Blackhawk # 313

**Jaw A, CW-1011
Shoulder gauge**

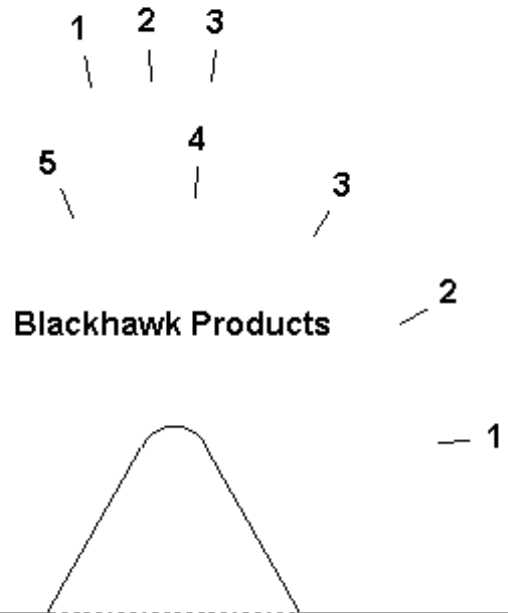
Kawasaki B8001-9000 1991+



Blackhawk # 314

**Jaw A, CW-1011
Shoulder gauge**

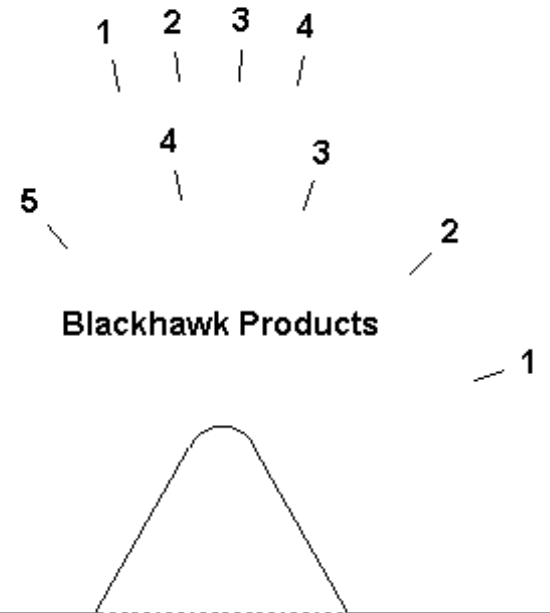
Opel AB and BA shoulder side



Blackhawk # 315

**Jaw A, CW-1011
Shoulder gauge**

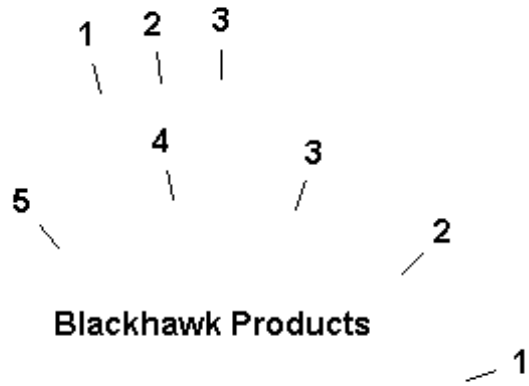
Opel AB and BA plain side



Blackhawk # 316

**Jaw A, CW-1011
Shoulder gauge**

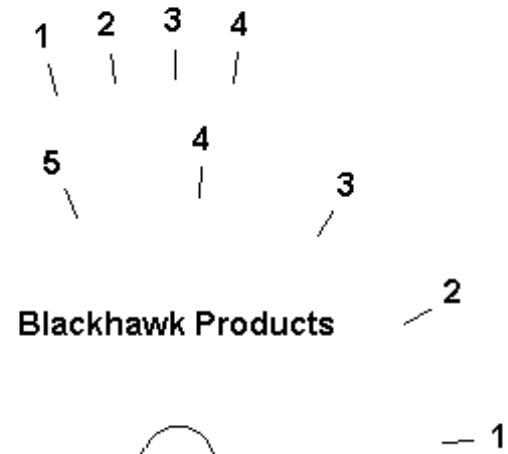
Opel J shoulder side



Blackhawk # 317

**Jaw A, CW-1011
Shoulder gauge**

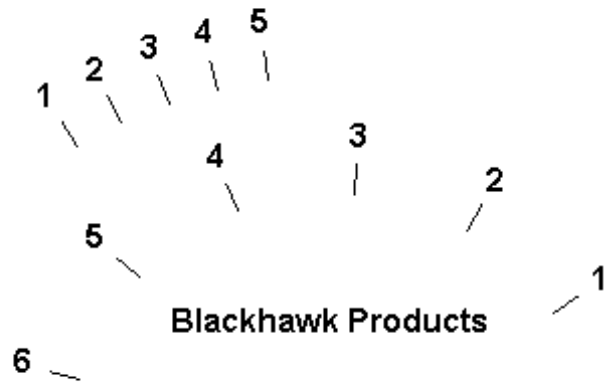
Opel J plain side



Blackhawk # 318

**Jaw A, CW-1011
Horseshoe tip stop**

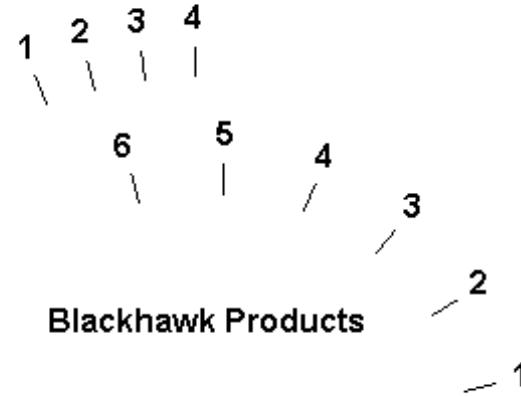
Australian Ford AF series



Blackhawk # 319

**Jaw A, CW-1011
Shoulder gauge**

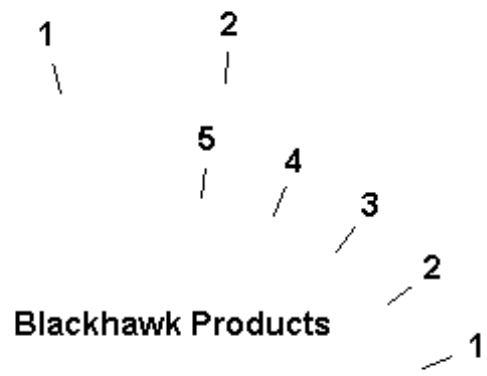
Harley-Davidson 501-600



Blackhawk # 320

**Jaw A, CW-1011
Shoulder gauge**

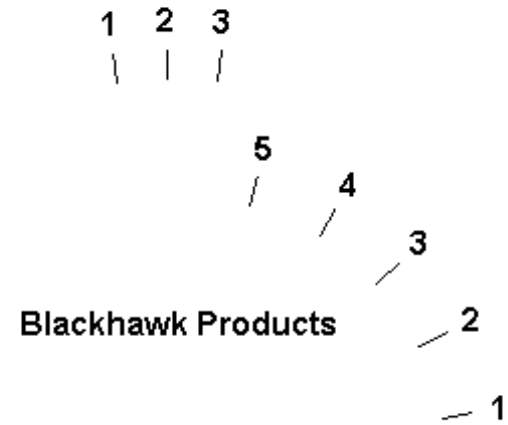
Toyota RAV4 roof rack



Blackhawk # 321

**Jaw A, CW-1011
Shoulder gauge**

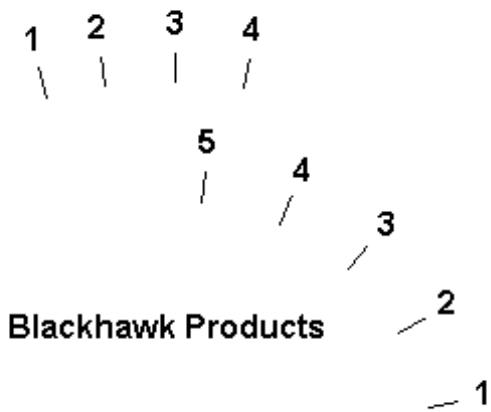
Fastec (F.I.C.) double-sided



Blackhawk # 322

**Jaw A, CW-1011
Shoulder gauge**

GM Console locks 1999+

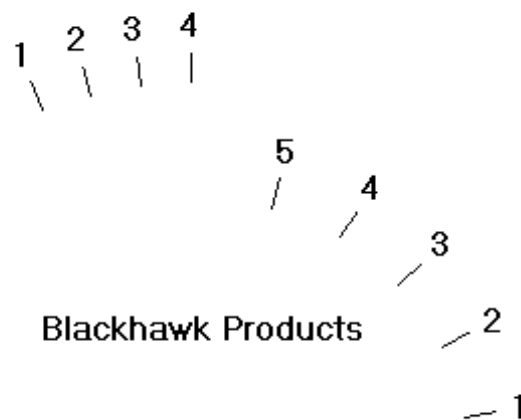


Blackhawk Products

Blackhawk # 323

**Jaw A, CW-1011
Shoulder gauge**

Fort 8001-8223 on Ilco 1605

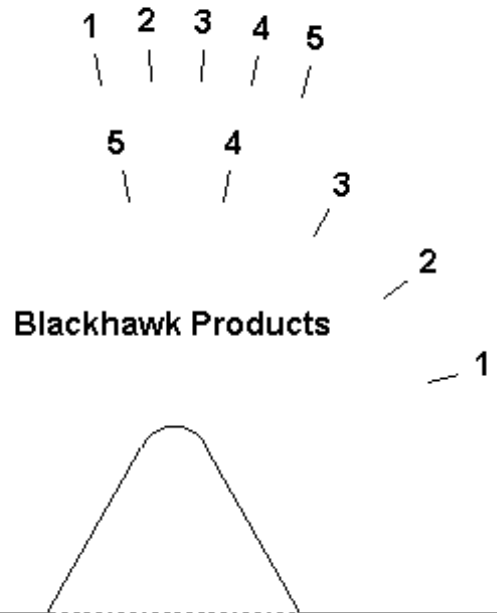


Blackhawk Products

Blackhawk # 324

**Jaw A, CW-1011
Shoulder gauge**

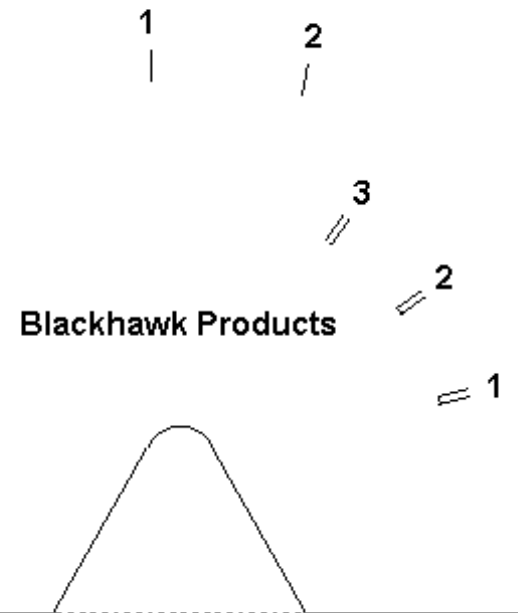
Riopel mailbox RL series



Blackhawk # 325

**Jaw A, CW-14MC
Shoulder gauge**

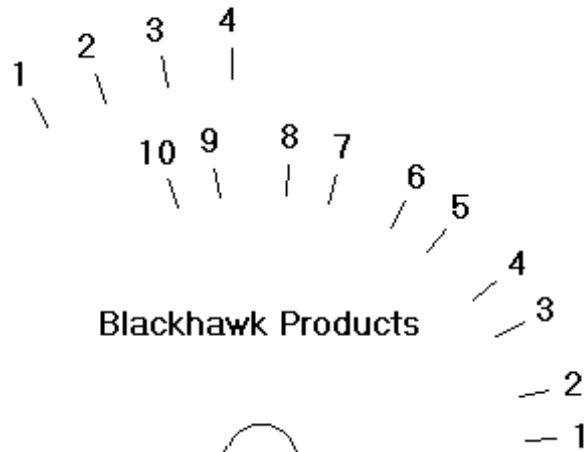
Mercury Marine 1A-2F



Blackhawk # 326

**Jaw A, CW-1011
Red tip stop**

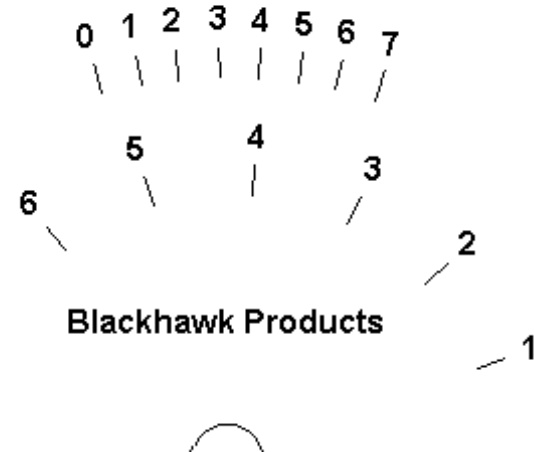
Toyota 50000-69999 2001+



Blackhawk # 327

**Jaw A, CW-1011
Shoulder gauge**

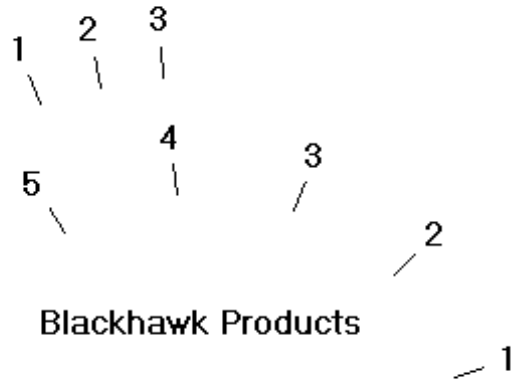
Master 6000B and 7000B ProSeries



Blackhawk # 328

Jaw A, CW-14MC
Shoulder gauge

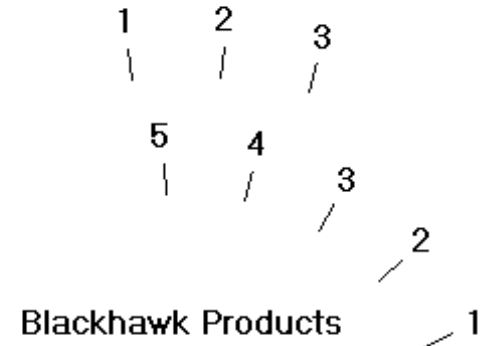
Overhead Door PYCM A-Z



Blackhawk # 329

Jaw A, CW-1011
Shoulder gauge

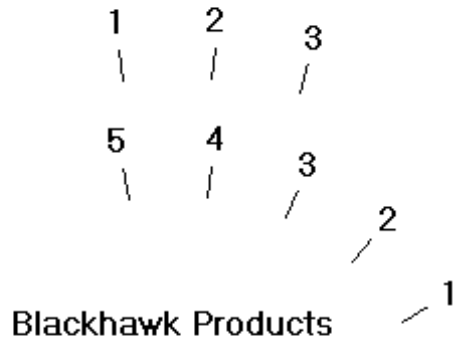
Canada Post Side A



Blackhawk # 330

Jaw A, CW-1011
Shoulder gauge

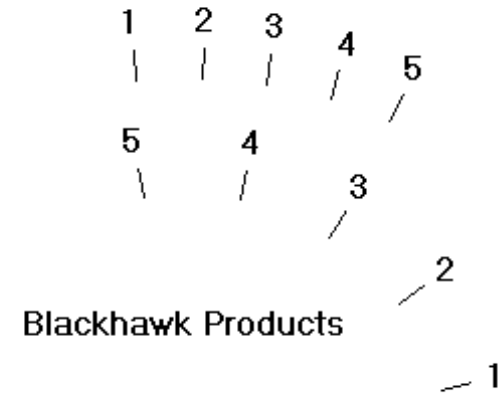
Canada Post Side B



Blackhawk # 331

Jaw A, CW-1011
Shoulder gauge

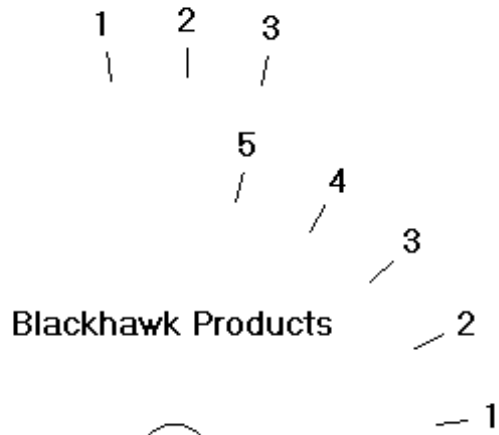
Abus 85/30R



Blackhawk # 332

Jaw A, CW-1011
Shoulder gauge

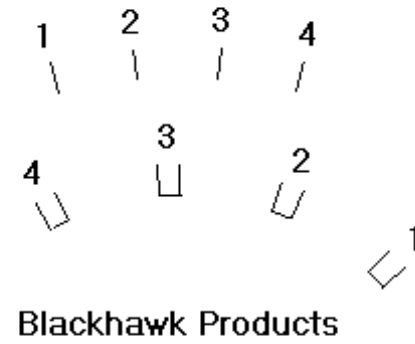
Sentry fire chest



Blackhawk # 333

Jaw A, CW-1011
Shoulder gauge

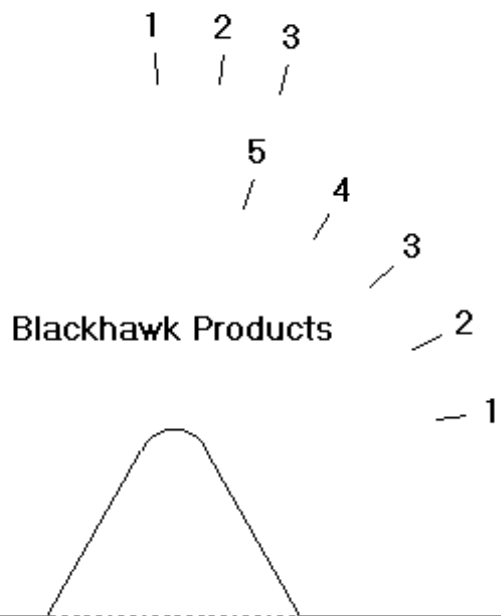
Diplomat safes



Blackhawk # 334

Jaw A, CW-1011
Shoulder gauge

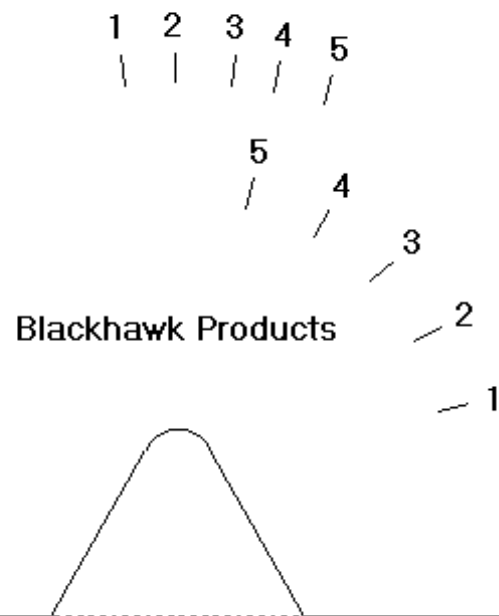
Knaack T-handle 701-750



Blackhawk # 335

Jaw A, CW-1011
Shoulder gauge

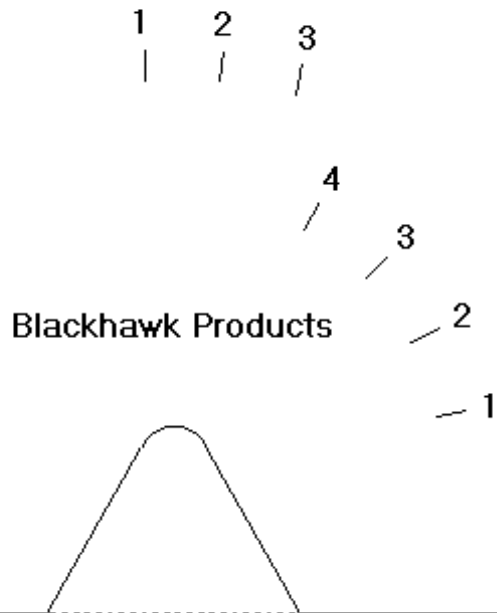
Knaack KK10-59



Blackhawk # 336

Jaw A, CW-1011
Shoulder gauge

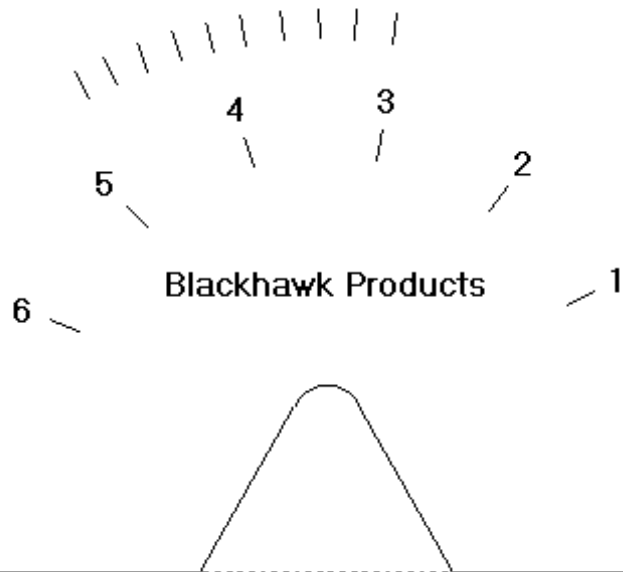
Anderson Hickey NM series



Blackhawk # 337

Jaw A, CW-14MC
Shoulder gauge

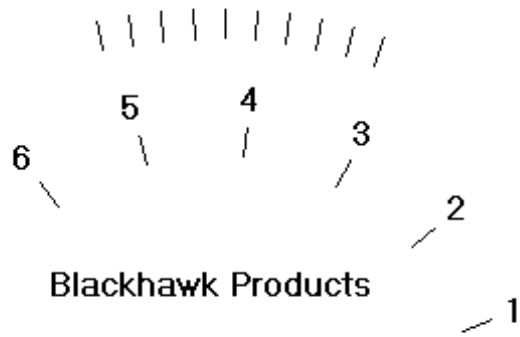
Corbin Cabinet 2A, 3A, 4A, 7A, B, 1B, 2B, 3B, 5B, 9B,
3C, 2H, L2H, 8P, 10P, 2T



Blackhawk # 338

Jaw A, CW-1011
Shoulder gauge

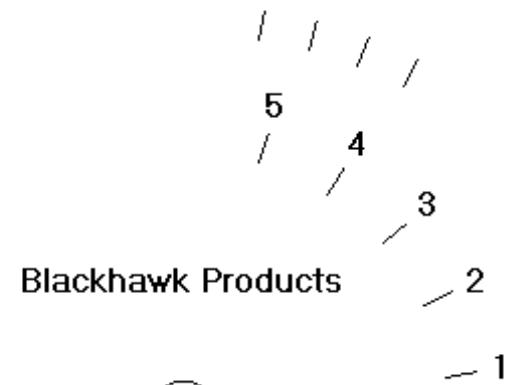
Corbin Cabinet B on SX1000F



Blackhawk # 339

Jaw A, CW-1011
Shoulder gauge

Corbin Cabinet BOK1-350



Blackhawk # 340

Jaw A, CW-1011
Shoulder gauge

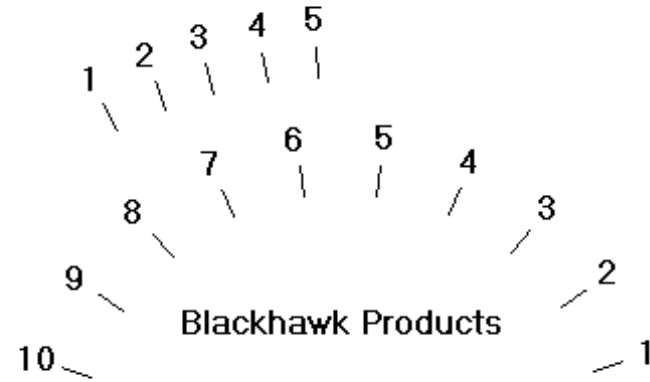
Slaymaker BW to GW and SE 101-800



Blackhawk # 341

Jaw A, CW-1011
Horseshoe tip stop

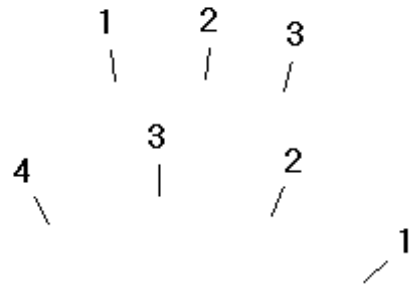
Saturn Ion 2003+



Blackhawk # 342

Jaw A, CW-1011
Shoulder gauge

McGunn safe

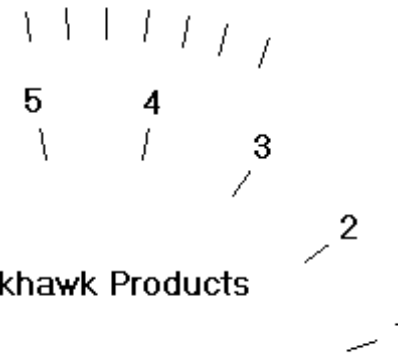


Blackhawk Products

Blackhawk # 343

Jaw A, CW-1011
Shoulder gauge

Old Segal direct digit on 1022A

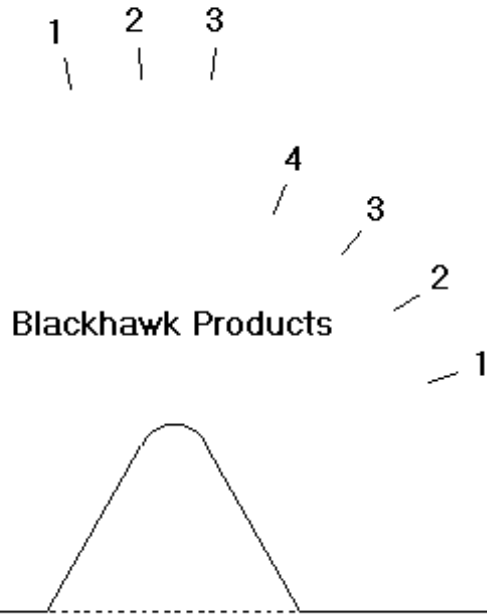


Blackhawk Products

Blackhawk # 344

Jaw A, CW-1011
Shoulder gauge

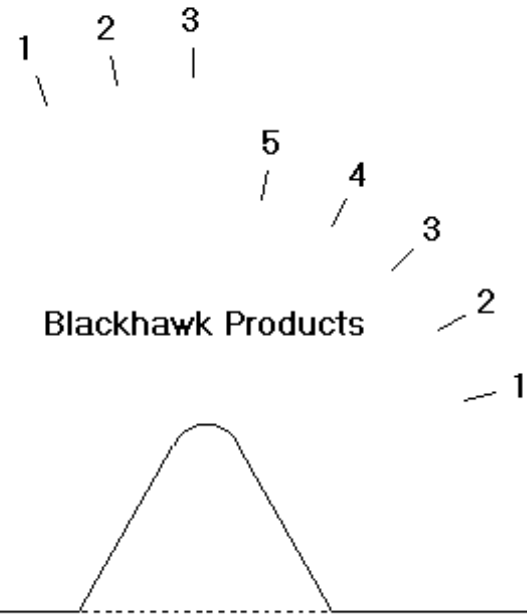
Ford Think



Blackhawk # 345

Jaw A, CW-1011
Shoulder gauge

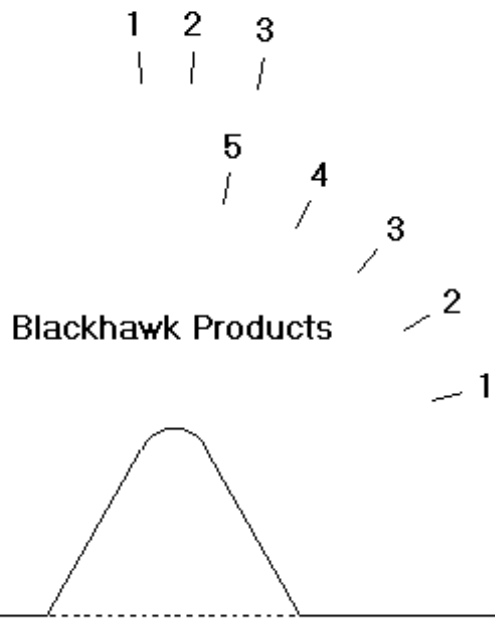
Sears X-Cargo (Karrite)



Blackhawk # 346

Jaw A, CW-1011
Shoulder gauge

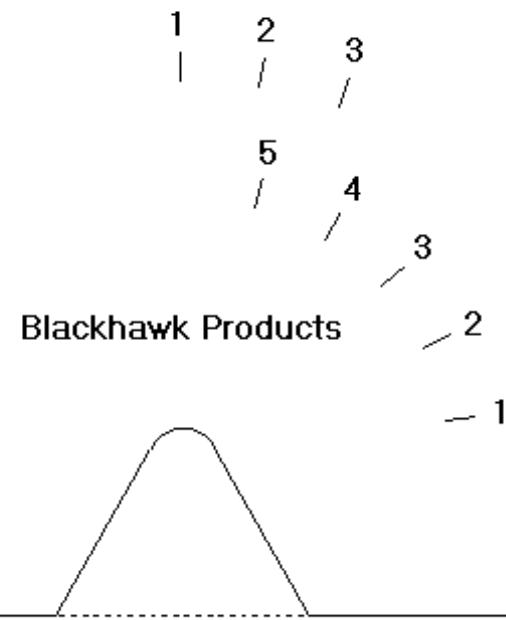
331CK



Blackhawk # 347

Jaw A, CW-1011
Shoulder gauge

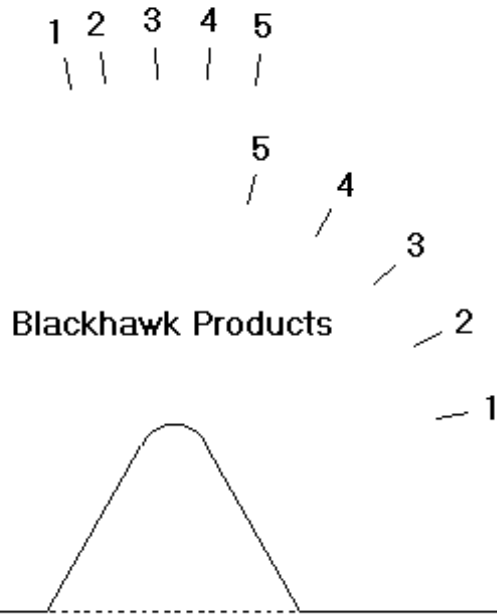
Low & Fletcher gas cap



Blackhawk # 348

Jaw A, CW-1011
Shoulder gauge

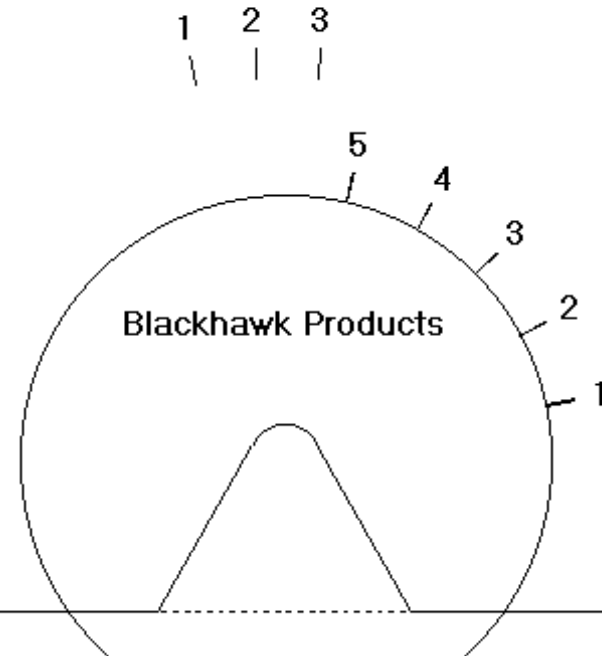
J 201+ series tool boxes



Blackhawk # 349

Jaw A, CW-1011
Shoulder gauge

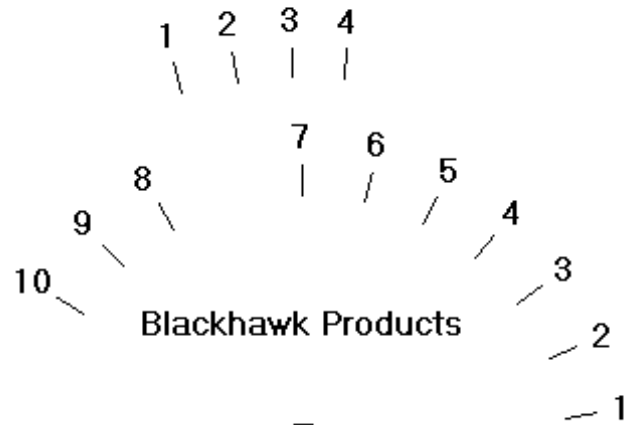
Bauer double-sided CH and ML series



Blackhawk # 350

Jaw A, CW-1011
Shoulder gauge

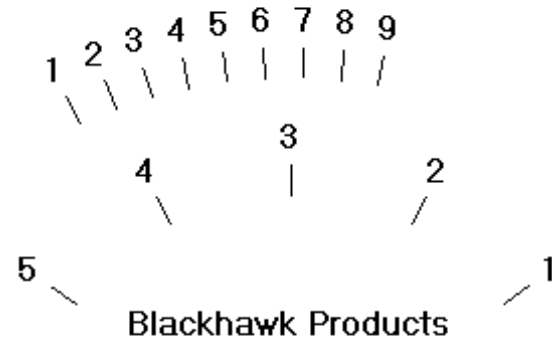
Eurolocks 43001-49000, furniture and cam locks



Blackhawk # 351

Jaw A, CW-14MC
Shoulder gauge

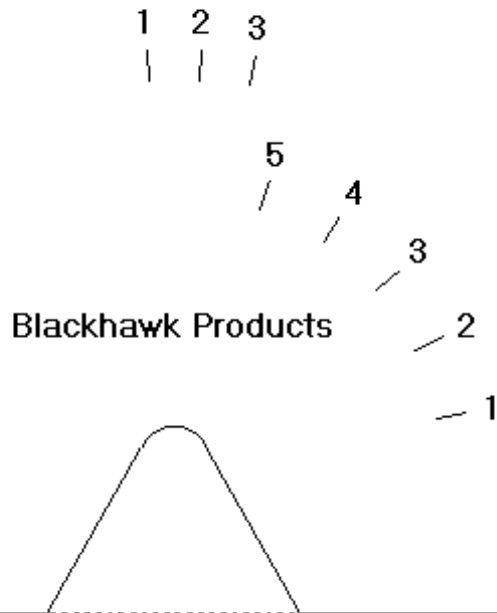
Dominion 0001-10000 5 pin



Blackhawk # 352

Jaw A, CW-1011
Shoulder gauge

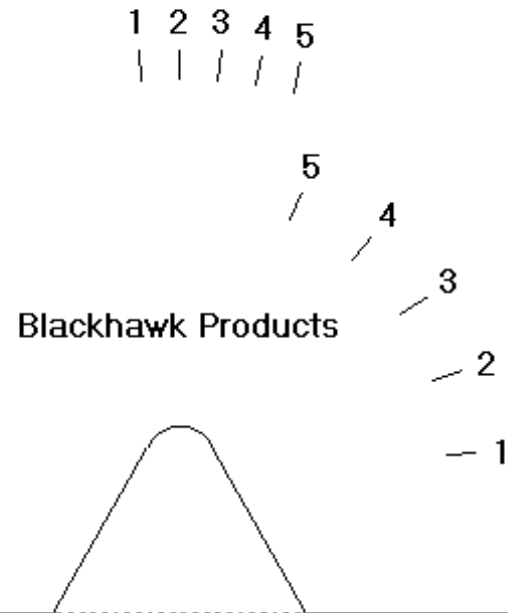
Delta tool box C series



Blackhawk # 353

Jaw A, CW-1011
Shoulder gauge

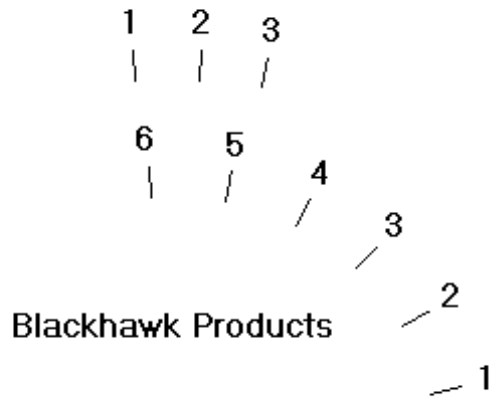
Alarm Lock covers 80-90



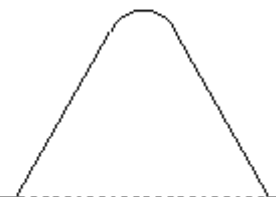
Blackhawk # 354

Jaw A, CW-1011
Shoulder gauge

Snap-on Y1-500 on 1527 Ilco



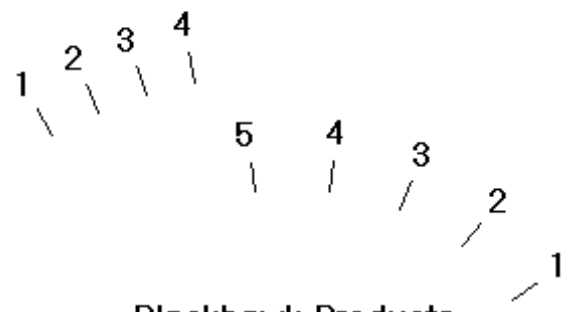
Blackhawk Products



Blackhawk # 355

Jaw A, CW-1011
Red tip stop

Tri/Mark 1001-1240 to 5001-5240



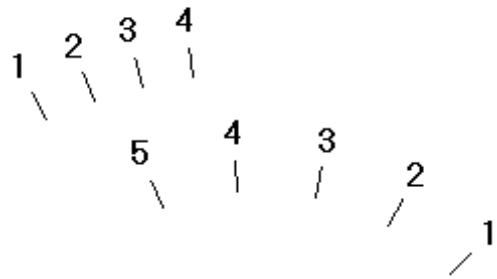
Blackhawk Products



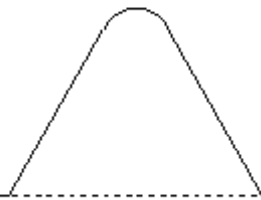
Blackhawk # 356

Jaw A, CW-1011
Red tip stop

Tri/Mark TA1-183



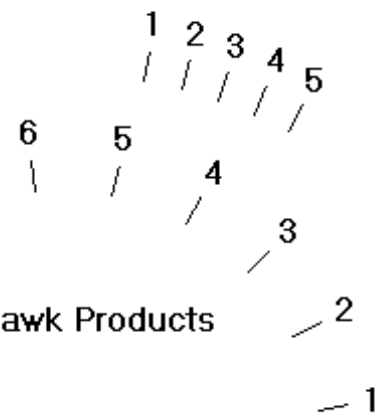
Blackhawk Products



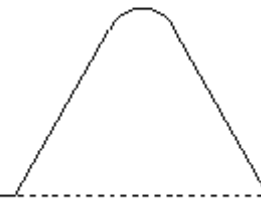
Blackhawk # 357

Jaw A, CW-1011
Shoulder gauge

Dom wheel locks 4A1-4A482



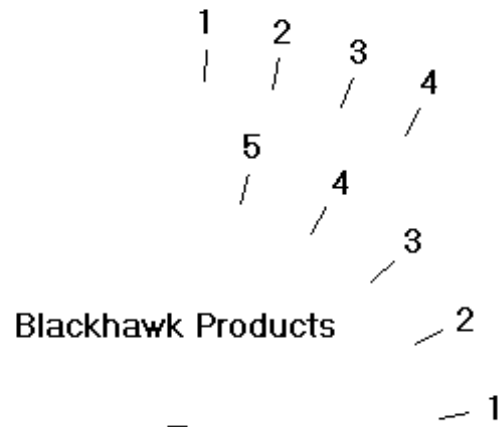
Blackhawk Products



Blackhawk # 358

Jaw A, CW-1011
Shoulder gauge

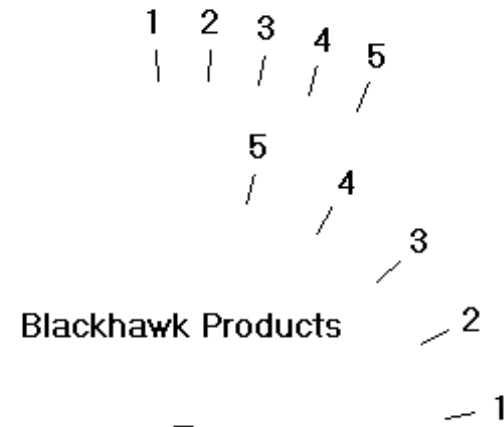
Hon/Teskey 101-110



Blackhawk # 359

Jaw A, CW-1011
Shoulder gauge

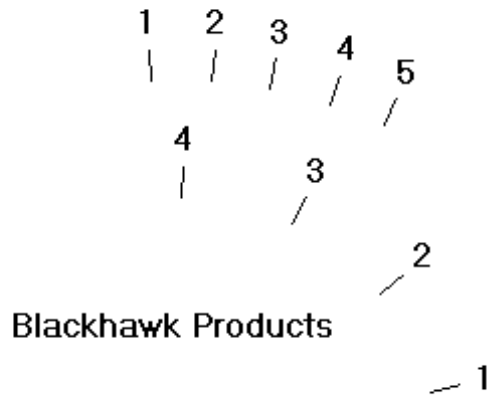
Hon/Teskey 111-125



Blackhawk # 360

Jaw A, CW-1011
Shoulder gauge

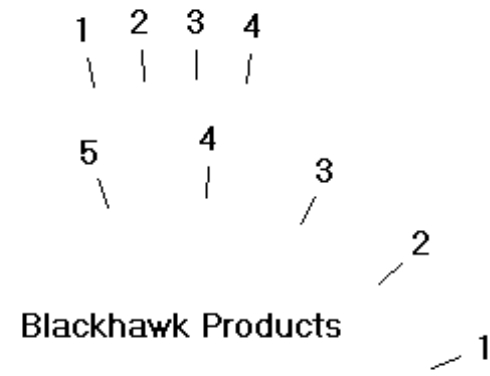
Cash drawer



Blackhawk # 361

Jaw A, CW-1011
Shoulder gauge

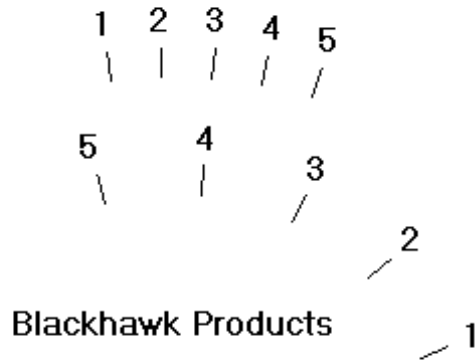
Mailbox S0001-0500



Blackhawk # 362

Jaw A, CW-1011
Shoulder gauge

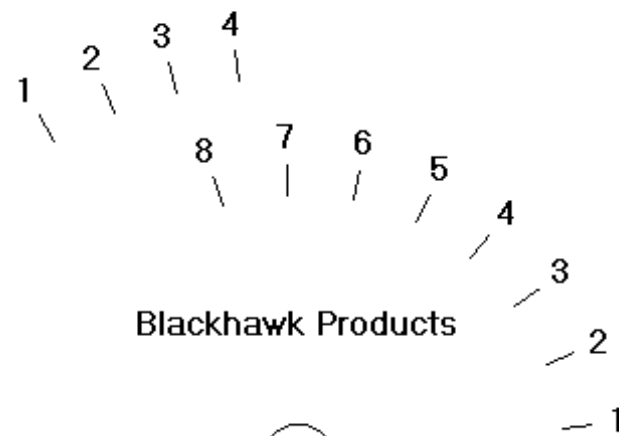
Mailbox 20001-22000



Blackhawk # 363

Jaw A, CW-1011
Shoulder gauge

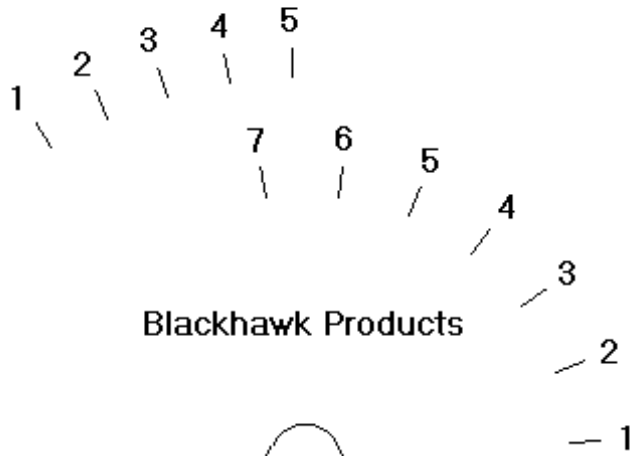
Kia 2003+ WA1001-3040



Blackhawk # 364

Jaw A, CW-1011
Red tip stop

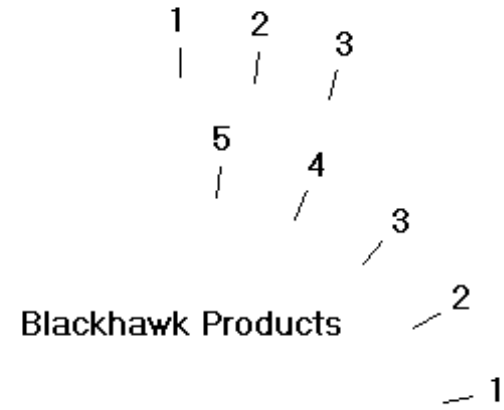
Freightliner FT1001-3000



Blackhawk # 365

Jaw A, CW-1011
Shoulder gauge

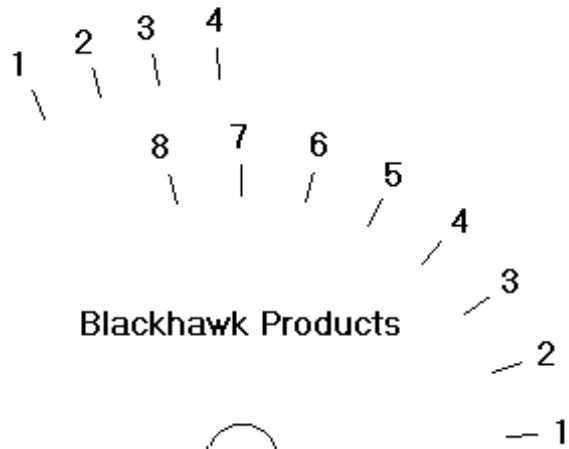
Zadi E501-710



Blackhawk # 366

Jaw A, CW-1011
Shoulder gauge

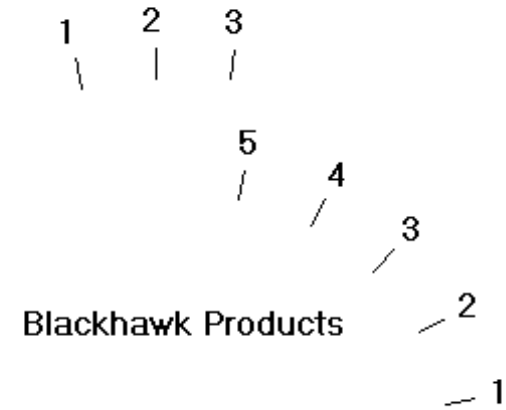
Daewoo J, V, T 1-1200



Blackhawk # 367

Jaw A, CW-1011
Shoulder gauge

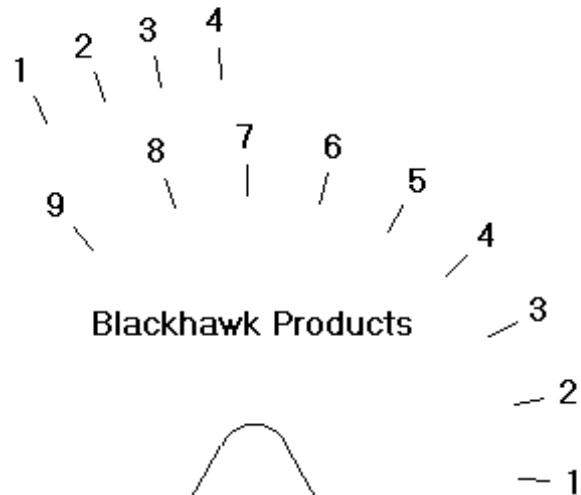
Eberhard H7xx and H7xxD using BD64/1623



Blackhawk # 368

Jaw A, CW-1011
Red tip stop

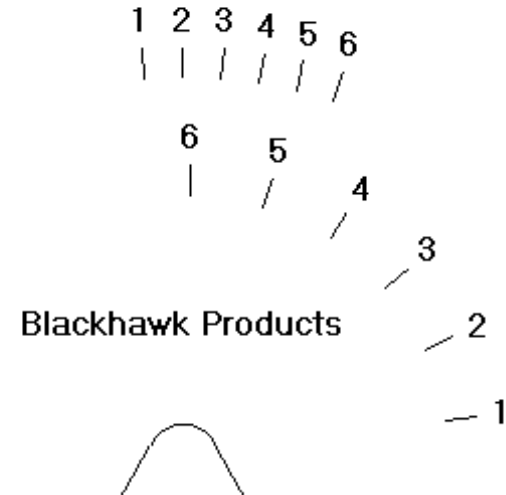
Toyota T or unprefix (Japan)



Blackhawk # 369

Jaw A, CW-1011
Shoulder gauge

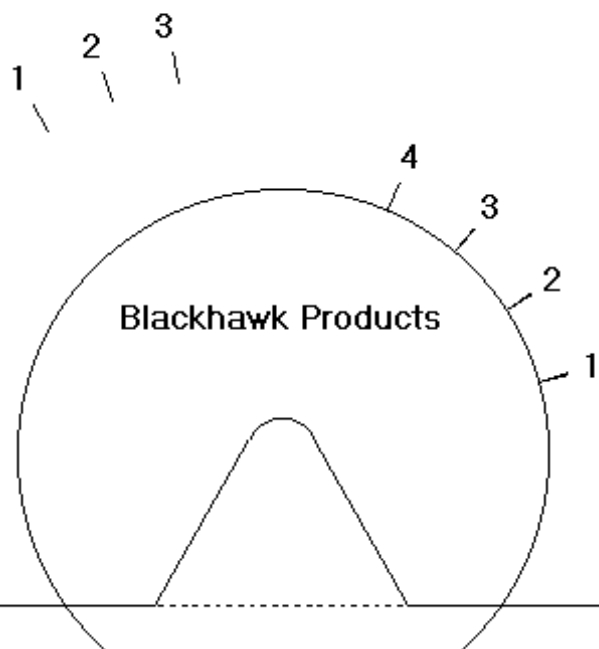
LSDA cam locks



Blackhawk # 370

Jaw A, CW-1011
Shoulder gauge

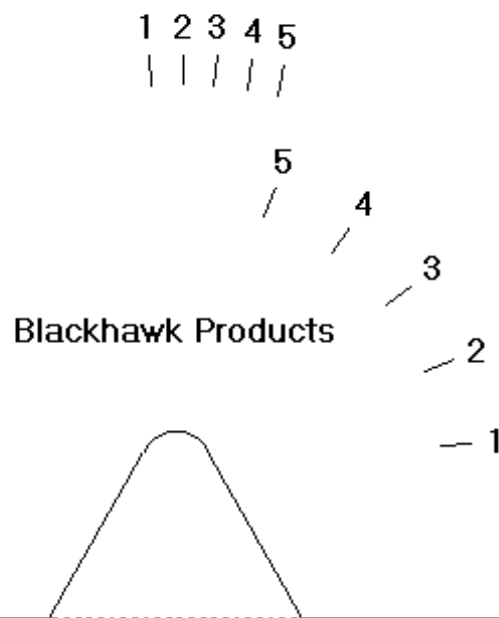
Bauer Dealer Key System on original blanks



Blackhawk # 371

Jaw A, CW-1011
Shoulder gauge

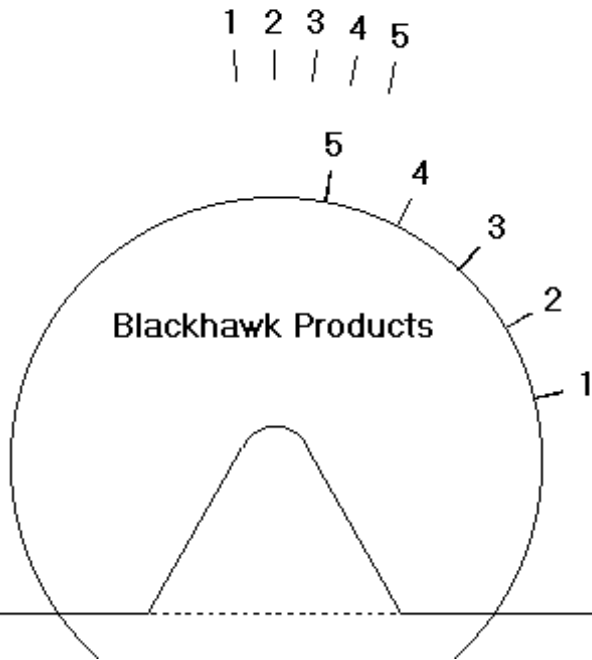
Armstrong 601-800



Blackhawk # 372

Jaw A, CW-1011
Shoulder gauge

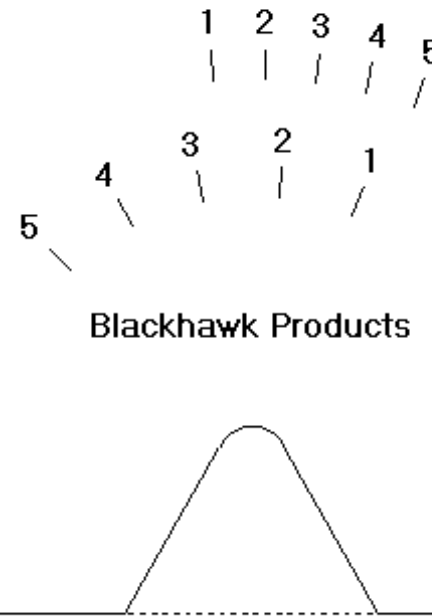
Chrysler boat keys A - E



Blackhawk # 373

Jaw A, CW-1011
Shoulder gauge

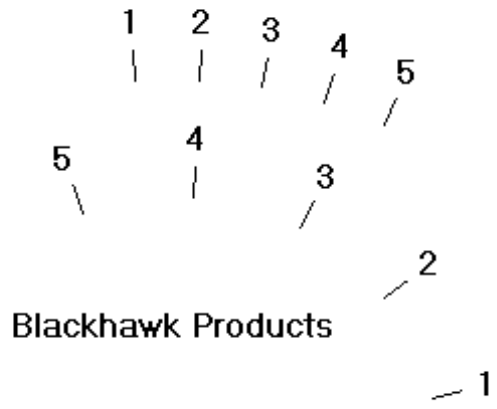
Yale BY series on H1122W



Blackhawk # 374

Jaw A, CW-1011
Shoulder gauge

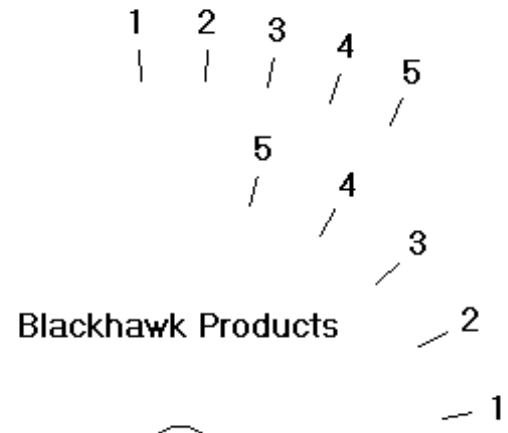
Yale wafer .150 + .140, .250 - .025



Blackhawk # 375

Jaw A, CW-1011
Shoulder gauge

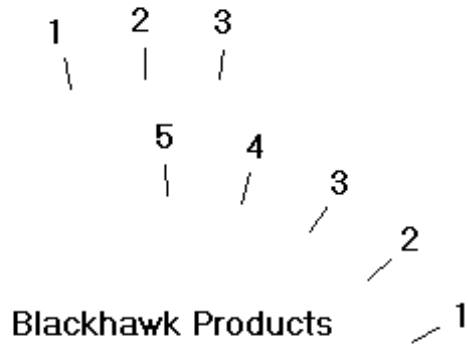
Yale wafer .125 + .095, .250 - .025



Blackhawk # 376

Jaw A, CW-1011
Shoulder gauge

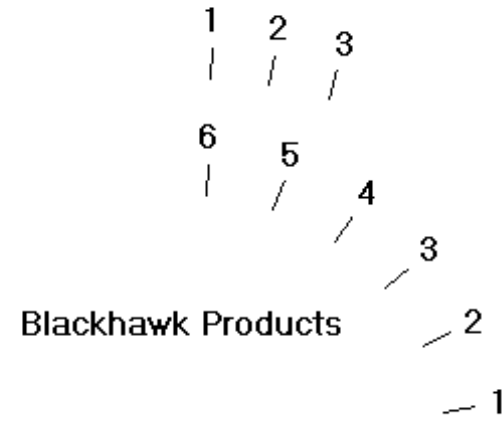
Knaack K750-799



Blackhawk # 377

Jaw A, CW-1011
Shoulder gauge

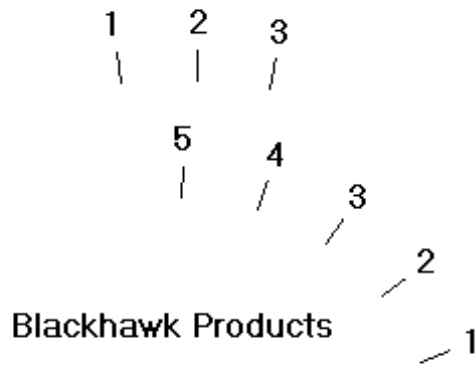
Vitra S1-698



Blackhawk # 378

Jaw A, CW-1011
Shoulder gauge

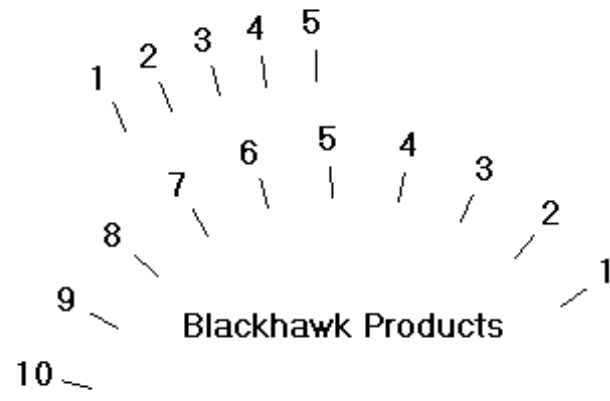
Kimball double-sided A1-200



Blackhawk # 379

Jaw A, CW-1011
Horseshoe tip stop

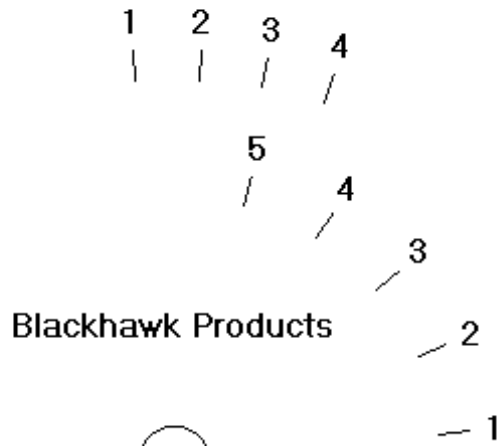
Hyundai F1-2500



Blackhawk # 380

Jaw A, CW-1011
Shoulder gauge

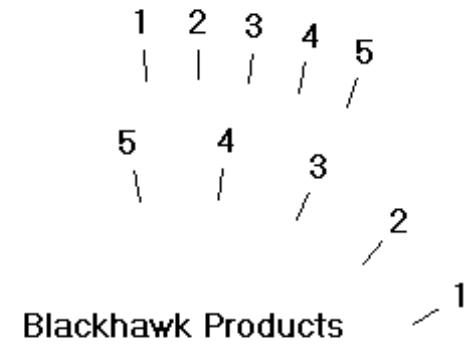
Pitney-Bowes



Blackhawk # 381

Jaw A, CW-1011
Shoulder gauge

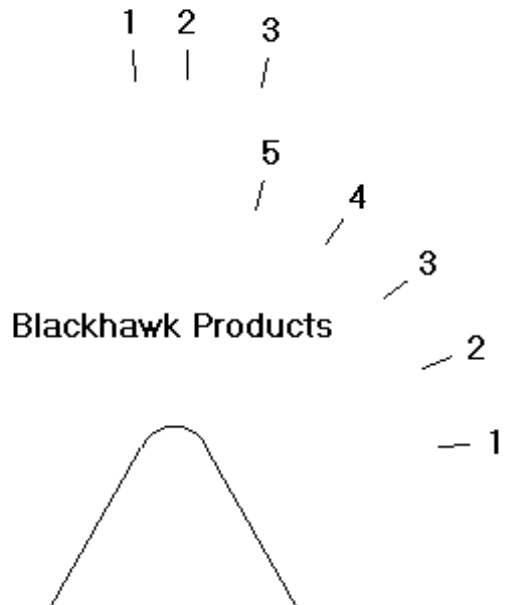
Delta toolbox AB001-050 (Hurd 5 wafer)



Blackhawk # 382

Jaw A, CW-1011
Shoulder gauge

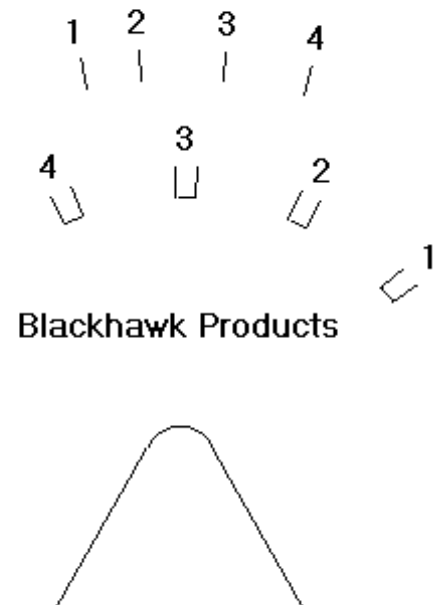
AMMA 1-1000



Blackhawk # 383

Jaw A, CW-14MC
Shoulder gauge

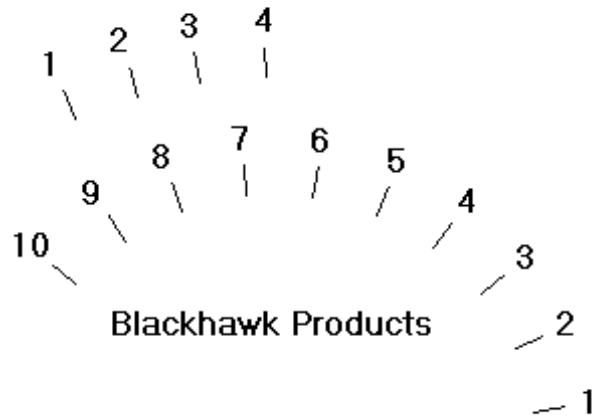
Bumil safes 3201-3300



Blackhawk # 384

Jaw A, CW-1011
Shoulder gauge

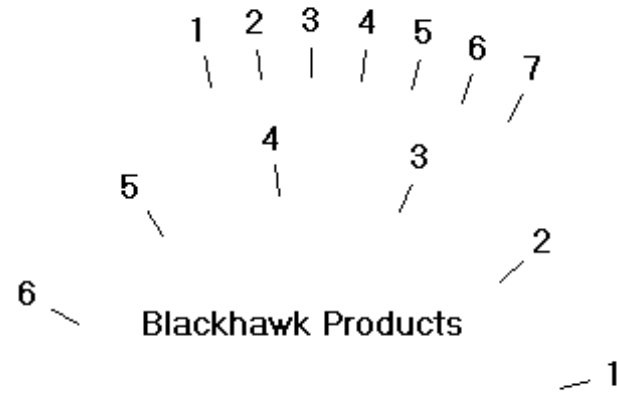
Suzuki Vitara 2006+ 50001-51308



Blackhawk # 385

Jaw B, CW-1011
Shoulder gauge

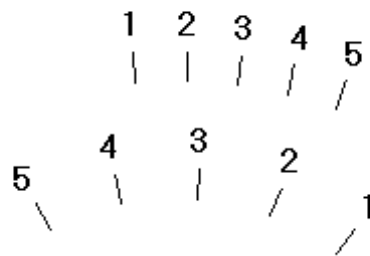
Chevrolet tire lock T1-1000 by Hurd



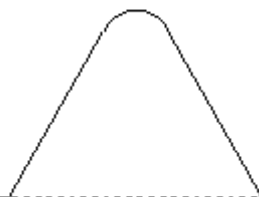
Blackhawk # 386

Jaw A, CW-1011
Red tip stop

Chrysler 1933 XC, XD, XP, XE



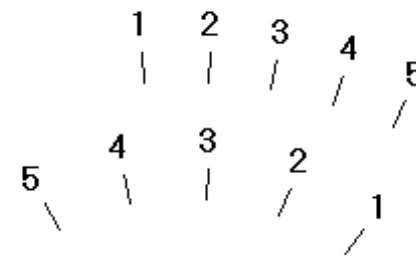
Blackhawk Products



Blackhawk # 387

Jaw A, CW-1011
Red tip stop

Chrysler 1934 ZC, ZD, ZP, ZE



Blackhawk Products

